

Introduction:

The VCL-MegaConnect™ 32 Port Plus - E1 Monitoring Groomer is suitable for non-intrusive monitoring of up to 16, bi-directional "live" E1 traffic links (i.e. in both transmit and receive directions) through its 32 E1 receivers. The Groomer is capable of receiving the "monitored" E1 signal inputs through the high impedance (Hi-Z) path of a patch-panel, without in any way disturbing the "live" E1 traffic links. The Groomer provides the "user" the facility to cross-connect 64Kbps time-slots through a completely "non-blocking" TSI switch, through which the selected SS7 signaling time-slots on the INPUT side E1 Ports can be connected to the OUTPUT side E1 Ports. The equipment provides 4 E1 Ports on the OUTPUT side from where the selected / cross-connected / aggregated SS7 time-slots may be connected to the protocol analysers, test probes, etc.



Description

The VCL-MegaConnect™ 32 Port Plus - E1 Monitoring Groomer, occupies only a 2U high rack-space and is a compact 19-inch stand-alone unit. The unit is powered by and operates on a -48V DC power supply. An AC mains option is also available with an external AC-DC converter.

The equipment is provided with BOTH, RS232 Serial Interface for COM Port connection and as well as a TCP/IP LAN Interface (10/100BaseT) for providing equipment access through Telnet over a TCP/IP link. The user may select and use either of these ports for executing HyperTerminal text commands for configuration etc. The access for configuration and system management is provided through CLI (Command Line Interface) text commands which may be executed either from a serial (COM) Port of a PC or through the 10/100BaseT LAN Interface. The 10/100BaseT LAN Interface allows the equipment to be connected on a TCP/IP network for remote access for configuration and monitoring over LAN and TCP/IP link. The system is also supplied with an easy to use Windows (Windows XP, Windows 7) Graphical User Interface that provides the user a complete control to prepare multiple configuration "maps" and store them, as easy to read data files. Dry contact relay alarm output is also available at rear of the system to connect the system to an external audio/visual alarm output through a dry relay contact.

The E1 Groomer is capable of non-intrusively monitoring upto 16 "live" E1 links and grooming the selected 64 Kbps time-slots to the 4 additional output E1 Ports provided in the equipment. The 32, E1 receivers of the Groomer shall connect to the 16, E1 "live traffic" links which are to be monitored, non-intrusively. 4 additional (Normal-Z) output E1 Ports are also provided by the equipment which shall route the aggregated data of the

"monitored" time-slots to the user's test equipment, such as protocol analysers, test probes, billing servers etc.

The E1 Groomer (E1 Monitoring DACS) is capable of monitoring a -20dBsx (0.3Volt Pulse) E1 signal through a Hi-Z path, without in any way affecting or disturbing the "live" E1 traffic that is required to be monitored.

The equipment offers the user with complete flexibility to choose and select time-slots from each of the 16 E1 links that are being monitored, without limitation or restrictions, through the internal TSI non-blocking switch (data received by the equipment's 32 E1 receivers) and then aggregate the selected time-slots to the 4 output E1 ports that shall connect to the test probes etc.

Indications and Alarm Monitoring

- Loss of incoming signal at any E1 Port
- Configuration Error Alarm
- E1 Synchronization Clock Status
- 1 to 32 E1 Ports - LED indicators to indicate the status of each E1 Monitoring Port
- 1 to 4 E1 Ports - LED indicators to indicate the status of each E1 Test Port
- 3 Volts Power Supply
- -48V DC Input Voltage present
- Configuration Error
- External alarm output - through a dry contact relay.

Programmable Features

- Specifying the priority sequence for clock selection
- Enabling or disabling E1 Ports (masking) of the E1 Ports that are not in use
- Creating a cross-connect between E1s at DS-O level (Single time-slot level) using the CLI text commands or Windows based GUI
- Telnet for remote programming.

Status Monitoring

- E1 Synchronization Clock Status
- Status of alarms
- Enabled / Disabled status of E1 Ports
- Monitoring of the VCL-MegaConnect™ 32 Port Plus - E1 Monitoring Groomer, status and configuration.

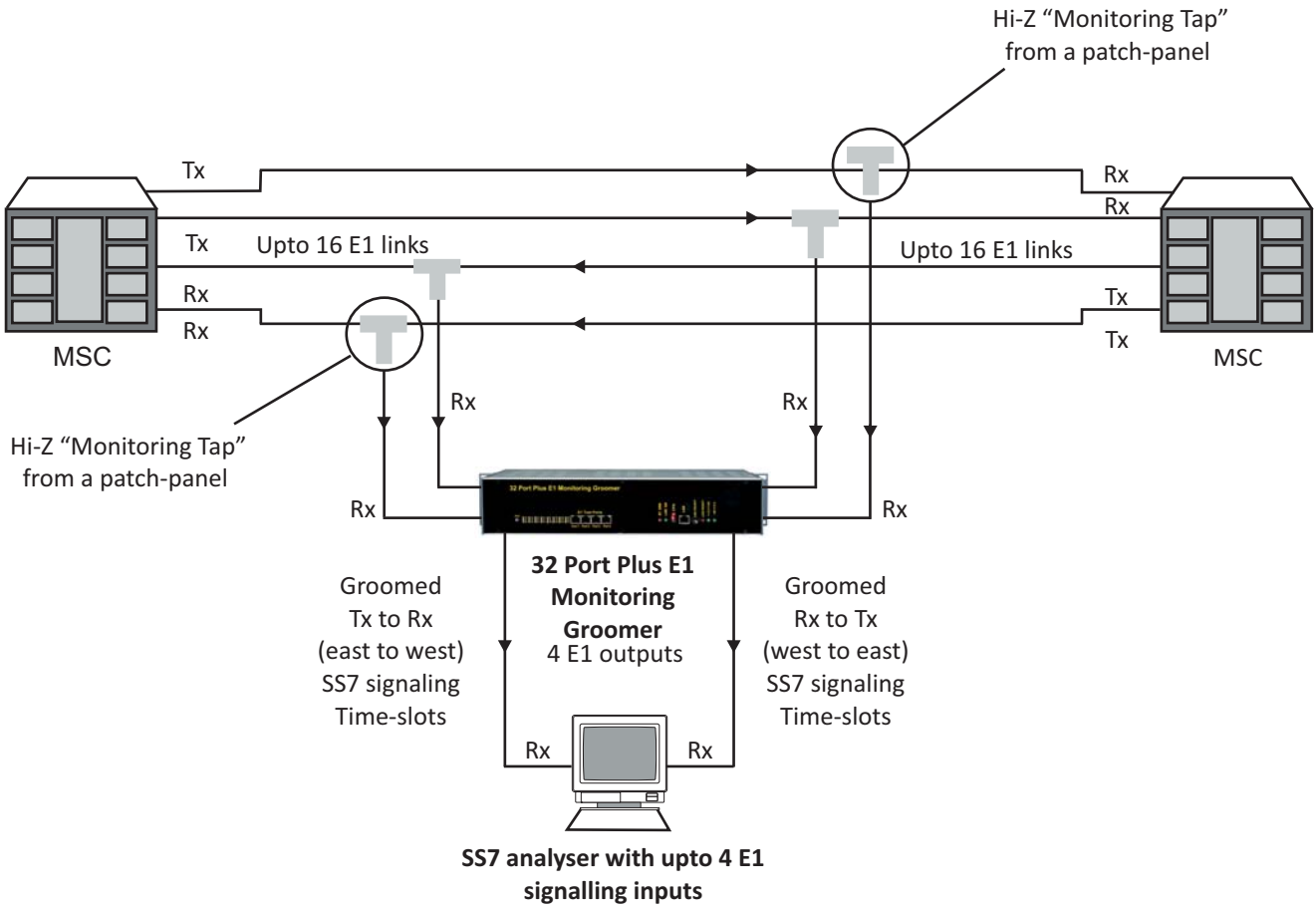
Management Options

- Telnet for remote configuration and monitoring
- Windows based GUI (Graphical User Interface) with a in-built feature to back-up and restore existing configuration files.

Management and Control Interfaces

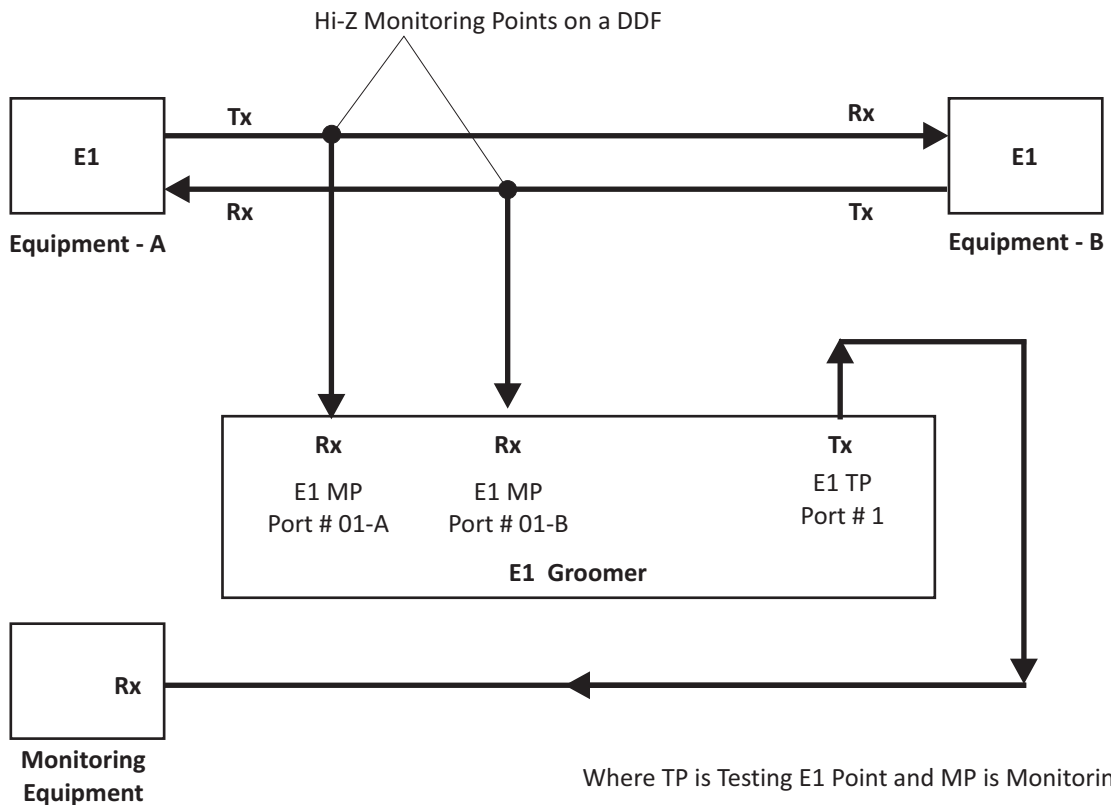
- Serial Management Port (RS232) - COM Port
- 10/100BaseT for Remote Management over a LAN / TCP/IP Network.

Application Diagram:



Note: The E1 link is "tapped" through a Hi-Z "Tapping" Port of a DDF Patch Panel.

Non-Intrusive Monitoring Application

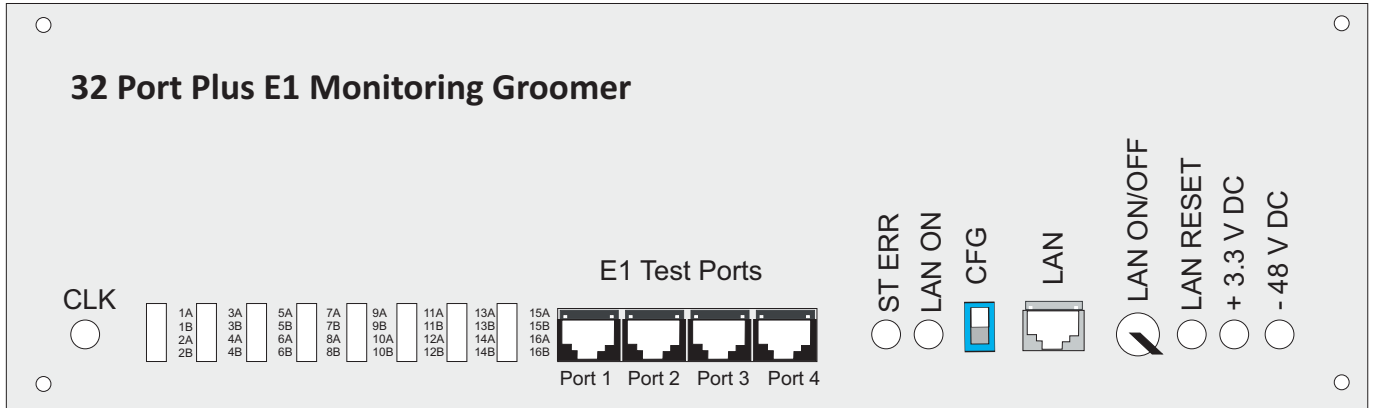


Shelf Description:

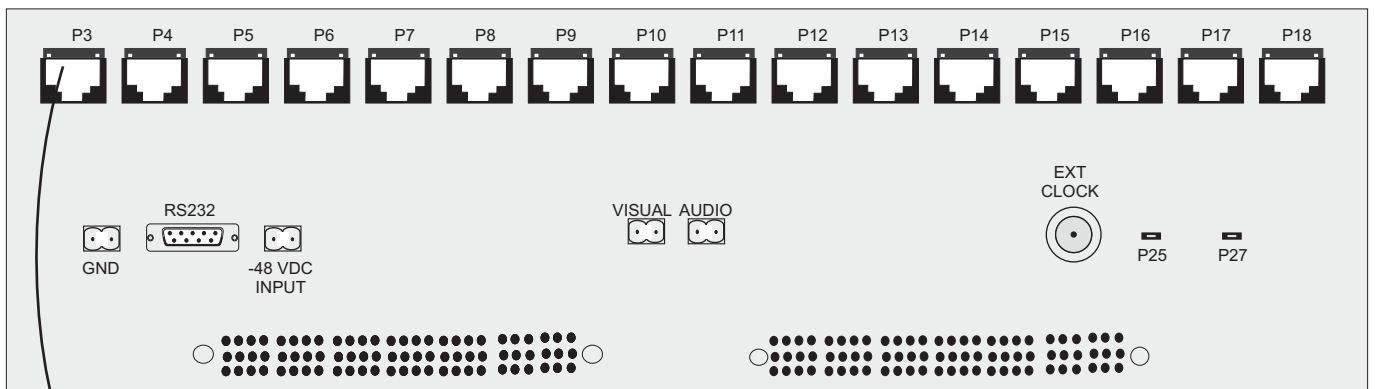
The VCL-MegaConnect™ 32 Port Plus - E1 Monitoring Groomer unit is a 2U, 19 Inch Shelf, fitted with a backplane that provides rear access of all external interfaces. The E1, 2Mbps electrical I/Os, power input, alarm extension, RS232 management port and 2.048 MHz external clock input are accessed from the backplane.

10/100BaseT OAM / LAN management port and LEDs indications are provided in the front of the system. The 2Mbps, Input E1 Interfaces are, 120 Ohms twisted pairs. Optionally the 2Mbps, Input E1 interfaces may be also ordered with 75 Ohms (BNC / BT43 / M4 / DIN-1.6/5.6F) connectors.

Front View



Rear View



32 E1 Receivers (Monitoring Ports)

Technical Specifications

Monitoring E1 Ports - 120 Ohms (shall connect to the E1 links that are to be Monitored) - Monitored Port (MP)

Line Rate	E1 (2.048 Mbps \pm 50 bps)
Connector	RJ-45 (Female)
Impedance	Hi-Z for Non-Intrusive Monitoring
Compliance	G.703
Available Time-Slots	1-31
Jitter	G.823
Framing	G.704
Compliance (for Hi-Z Monitoring)	G.772
Receive Signal Sensitivity	Upto -20dBdsx (0.3 Volt Pulse)
Number of E1 Receivers	32 E1 Receivers. Capable of non-to intrusively monitoring upto 16 E1 links bidirectionally

Monitoring E1 Ports - 75 Ohms (shall connect to the E1 links that are to be Monitored) - Monitored Port (MP)

Line Rate	E1 (2.048 Mbps \pm 50 bps)
Connector Options	BNC Female, BT43 Male, M4 Female, M4 Male, Siemens DIN - 1.6/5.6 Female
Impedance	Hi-Z for Non-Intrusive Monitoring
Compliance	G.703
Available Time-Slots	1-31
Jitter	G.823
Framing	G.704
Compliance (for Hi-Z Monitoring)	G.772
Receive Signal Sensitivity	Upto -20dBsx (0.3 Volt Pulse)
Number of E1 Receivers	32 E1 Receivers. Capable of non-to intrusively monitoring upto 16 E1 links bidirectionally

Test E1 Port (shall connect to the Test Equipment) - Test Port (TP)

Line Rate	E1 (2.048 Mbps \pm 50 bps)
Connector	RJ-45 (Female)
Impedance	120 Ohms
Available Time-Slots	1-31 per each E1 Port (i.e. 31x4) time-slots
Jitter	G.823
Pulse Shape Compliance	G.703
Signal Pulse	3.0 Volt - as per G.703
Framing	G.704
Number of E1 Ports	4

Power Supply

Power Supply	-48V DC (-40V DC to -60V DC)
Power Consumption	20 watts

DS-0 (time-slot) cross-connect capability

Any MP to Any TP through an internal non-blocking TSI Switch.

E1 Synchronization Clock options

Internal	AT&T TR62411, Telcordia GR-1244-CORE Stratum 3, Stratum 4, Enhanced and Stratum 4, ETSI ETS 300 011, ITU-T G.813 Option 1
Loop-timed	Synchronized with incoming E1 clock (MP Port clock)
External	75 Ohms - 2.048 Mhz TTL Clock

Command Language

- Telnet - Command Line Interface (english text commands)
- Windows based GUI (Graphical User Interface).

Mechanical Specifications

Rack mounting	Standard 19-Inch. DIN Rack
H x D x W	90 x 260 x 477.00 mm.
Weight	4.00 kg
Chassis	2U High 19-inch rack-mounting shelf.

Ordering Information

Part No.	Product Description
MC-32E1/4-120-MON-GROOMER	VCL-MegaConnect™ 32 Port Plus E1 (with RJ45 connectors) (16, "live" E1 (120 Ohms) traffic links, bi-directionally) Monitoring Groomer for non-intrusive monitoring through a high impedance (Hi-Z) with 4, additional E1 output interfaces includes: <ul style="list-style-type: none"> - System Cables - System Manual Printed Copy - System Manual CD
MC-32E1/4-75-x-MON-GROOMER (with 75 Ohms connectors) <i>Note: where "x" may be BNC / Bt43 / M4 / DIN-1.6/5.6F connector options</i>	VCL-MegaConnect™ 32 Port Plus E1 (16, "live" E1 (75 Ohms) traffic links, bi-directionally) Monitoring Groomer for non-intrusive monitoring through a high impedance (Hi-Z) with 4, additional E1 output interfaces includes: <ul style="list-style-type: none"> - System Cables - System Manual Printed Copy - System Manual CD

© Copyright: Valiant Communications

Technical specifications are subject to changes without notice.

Revision 18 - January 10, 2024

U.K.

Valiant Communications (UK) Ltd
Central House Rear Office,
124 High Street, Hampton Hill,
Middlesex TW12 1NS, United Kingdom

E-mail: gb@valiantcom.com

U.S.A.

Valcomm Technologies Inc.
4000 Ponce de Leon Blvd.,
Suite 470, Coral Gables,
FL 33146, U.S.A.

E-mail: us@valiantcom.com

INDIA

Valiant Communications Limited
71/1, Shivaji Marg,
New Delhi - 110015,
India

E-mail: mail@valiantcom.com