



Annual Report | **2019-20**

# **Valiant** **Communications Ltd.**

# Communication, Transmission, Synchronization & Cyber Security solutions

Scan QR Code







**COMMUNICATION**  
TRANSMISSION  
SYNCHRONIZATION  
**CYBER SECURITY**  
*SOLUTIONS*

**ENCRYPTED**

VALIANT COMMUNICATIONS LIMITED manufactures a wide range of communication, transmission, synchronization and cyber security solutions with successful installations of VCL equipment in over 110 countries.

Valiant offers these products and solutions for Power Utilities, Oil & Gas sector, Railways & Metro Rail Networks, Airport Communications networks, Mobile and Corporate networks.

Valiant's focuses on providing solutions for secure and redundant networks to its customers which include Encryption, Firewall and redundant A/B Switchover and Failover solutions to build reliable networks which can withstand the onslaught of cyber-attacks, malicious hacking attempts, Denial-of-Service attack and unauthorized intrusion.

Valiant is now also offering a comprehensive Cyber Security solution designed to assist organizations to **detect, prevent and secure** their network against firewall breaches and cyber-attacks. VCL Cyber Security Solution functions in real-time to alert the user against a network security breach and to take appropriate corrective measures, according to user's custom defined network security policy.

VCL "**Beyond the Firewall**" Cyber Security solution detects firewall breaches, network intrusions and cyber-attacks in "real-time". It provides the user, the data, to conduct forensic analysis and trace the attack route which assists the user to identify the points of network vulnerability.



The VCL customer is able to identify the attacking entity, the IP address and the country from where the attack is originating in real-time and to take appropriate defensive measures against such attacks, as and when they occur. VCL Cyber Security solution is very different from other security solutions that report a network security breach long after the event - when the damage has already been done.



VCL Cyber-Security solution can be used by the network administrator to build an elaborate, fully customizable roadmap to develop an advanced network defence strategy to detect network intrusions in real-time and to generate network alerts as well as audio and visual alarms, while a cyber-attack is in progress. VCL Cyber-Security solutions may deployed by the network administrator to also automatically isolate the network; or to alternately provide an



automatic switchover to a redundant network / redundant firewall whenever a hostile intrusion or firewall breach is detected in the user's primary network elements.

VCL provides a comprehensive and advanced range of “Cyber Security” solutions that consist of a “Cyber Smart-Rack” and “Beyond the Firewall” network security devices that include “Network Traffic Sniffers”, “Network Decoy Servers” and “Network Kill-Switches” that assist its users to implement and deploy advanced comprehensive defence measures against cyber-attacks.

The VCL “Beyond the Firewall” Cyber Security solution does not negate or invalidate the role of the “Firewall” in any manner. The Firewall still remains the primary element of defence against cyber-attacks. However, cyber-attacks succeed because firewalls get breached. The deployment of the VCL “Beyond the Firewall” Cyber Security Solution provides next line of defence against firewall breaches, resulting in the enhanced network security and resilience against cyber-attacks in real-time.

Valiant intends to remain focussed towards designing and developing advanced communication, transmission, synchronization and cyber security solutions for the domestic and international communication marketplace and strive to attain a role of leadership in this domain.

**Board of Directors**

Mr. Inder Mohan Sood  
*Managing Director*

Mr. Davinder Mohan Sood  
*Director-Finance*

Mr. Gaurav Kaura  
*Independent Non-Executive Director*

Mr. Sumit Mehta  
*Independent Non-Executive Director*

Mr. Avinash Verma  
*Independent Non-Executive Director*

Ms. Neepa Chatterjee  
*Independent Non-Executive Director*

**Secretary**

Mr. Manish Kumar

**Registered Office**

71/1, Shivaji Marg, New Delhi-110 015  
 T: 011-2592 8415, E: investors@valiantcom.com

**Corporate Identification Number**

L74899DL1993PLC056652

**Bankers**

Kotak Mahindra Bank Ltd.  
 HDFC Bank Ltd.  
 Punjab & Sind Bank Ltd.  
 ICICI Bank Ltd.  
 ICICI Bank UK plc., U.K.  
 Barclays Bank plc., U.K.

**Auditors**

Pawan Nanak Bansal & Co.  
*Chartered Accountants*  
 Z-418B, Sector-XII, Noida (U.P.)

**Share Registrars**

Link Intime India (P) Ltd.  
 Noble Heights, 1st floor, Plot No NH-2,  
 C-1 Block, LSC, Near Savitri Market,  
 Janakpuri, New Delhi - 110058

**Overseas Offices**

Valiant Communications (UK) Limited  
 Central House Rear Office, 124 High Street,  
 Hampton Hill, Middlesex TW12 1NS, United Kingdom

Valcomm Technologies Inc.  
 4000 Ponce de Leon Blvd.,  
 Suite 470, Coral Gables, FL 33146, USA

communication & transmission solutions

	Contents	Page
Directors' Report with Annexures	5	
Management Discussion & Analysis	19	
Report on Corporate Governance	24	
Auditors' Report (Standalone)	30	
Balance Sheet	36	
Profit & Loss Account	37	
Cash Flow Statement	38	
Statement of Changes in Equity	39	
Notes to Financial Statements	40	
Auditors' Report (Consolidated)	62	
Consolidated Balance Sheet	67	
Consolidated Profit & Loss Account	68	
Consolidated Cash Flow Statement	69	
Consolidated Statement of Changes in Equity	70	
Notes to Consolidated Financial Statements	71	

## DIRECTORS' REPORT

To the Members,

The Directors present their 27<sup>th</sup> Annual Report on the business and operations of the Company and the audited statement of accounts for the year ended 31 March 2020.

### Financial Results

(In ₹)

Particulars	2019-2020	2018-2019
Sales & Other Income	18,15,57,176	18,77,31,757
Profit before depreciation, exceptional item and taxation	1,59,35,030	2,17,38,047
Less : Depreciation	1,86,54,129	1,73,99,394
Taxes	(7,35,207)	14,43,734
Net profit/loss after tax	(19,83,892)	28,94,919
Other comprehensive income (net)	(16,45,039)	(14,46,802)
Total comprehensive income	(36,28,931)	14,48,117

### Corporate Highlights

During the year under review, the total income is ₹ 1,815 lakh (previous year: ₹ 1,877 lakh). The profit before depreciation and taxation is ₹ 159 lakh (previous year: ₹ 217 lakh) and the net loss is ₹ 20 lakh (previous year: profit of ₹ 29 lakh).

At consolidated level, the total income is ₹ 2,044 lakh (previous year: ₹ 1,948 lakh). The profit before depreciation and taxation is ₹ 179 lakh (previous year: ₹ 232 lakh) and the net profit is ₹ 0.3 lakh (previous year: ₹ 43 lakh)

### Operations and State of Affairs

The operation and state-of-affairs have been adequately explained in Management Discussion and Analysis segment and form part of this report.

### Emergence of COVID-19

Towards the end of the financial year, the World Health Organisation (WHO) declared COVID-19 a pandemic and the outbreak, which infected millions, has resulted in deaths of a significant number of people globally. COVID-19 is seen having an unprecedented impact on people and economies worldwide. The Company is taking all necessary measures in terms of mitigating the impact of the challenges being faced in the business. The Company is working towards being resilient in order to sail through the current situation. It is focused on controlling the fixed costs, maintaining liquidity and closely monitoring the supply chain to ensure that the manufacturing facilities operate smoothly. The Ministry of Home Affairs, Government of India on 24 March 2020 notified the first ever nationwide lockdown in India to contain the outbreak of COVID-19 pandemic. The operations were disrupted at office and factory of the Company.

### Subsidiaries and their Performance

To explore the emerging opportunities in communications business and infrastructure development, the Company has established direct subsidiaries, viz. Valiant Communications (UK) Limited, United Kingdom and Valiant Infrastructure Limited, India, as part of its future growth strategy. Whereas, Valcomm Technologies Inc., USA, is its step-down subsidiary of the

Company. The statement containing the salient features of the financial statements of the aforesaid subsidiaries is annexed herewith as Annexure-1.

The Company has adopted a policy for determining Material Subsidiaries in terms of Securities and Exchange Board of India (Listing Obligations and Disclosure Requirements) Regulations, 2015 ("the Listing Regulations"). The Policy, as approved by the Board, is uploaded on the Company's website at the web link: <https://www.valiantcom.com/corporate/cp/material-subsidary-policy.pdf>

Details of the transactions with Related Parties are provided in the accompanying financial statements. There were no transactions during the year which would require to be reported in Form AOC 2.

### Consolidated Financial Statements

As required under Section 129 of the Companies Act, 2013 ("the Act") and the Listing Regulations, the audited Consolidated Financial Statements of the Company and its subsidiaries, prepared in accordance with the Companies (Indian Accounting Standards) Rules, 2015 ("Ind AS"), form part of the Annual Report and are reflected in the Consolidated Financial Statements.

The annual accounts of the subsidiaries and related detailed information will be kept at the Registered Office of the Company, as also at the registered offices of the respective subsidiary companies and will be available to investors seeking information at any time. They are also available on the website of the Company.

### Share Capital

The paid-up Equity Share Capital as on 31 March 2020 was ₹ 722 lakh. During the year under review, the Company has not issued any shares. The Company has not issued shares with differential voting rights. It has neither issued employee stock options nor sweat equity shares and does not have any scheme to fund its employees to purchase the shares of the Company. The shareholding of directors has been provided in report of Corporate Governance and form part of this report.

### Transfer to Reserves

The Company does not propose to transfer any amount to the General Reserve out of the amount available for appropriations.

### Dividend

In view of current and expected foreseeable growth opportunities, the Board intends to retain the financial resources of the Company and therefore, finds it prudent not to propose any dividend for the year under reporting.

### Dematerialisation of Equity Shares

As on 31 March 2020, 97.83% (previous year: 97.75%) of the outstanding equity shares of the Company have been dematerialized.

### Deposits

During the year under review, your Company has not taken any public deposits.

### Particulars of Loans, Guarantee and Investments

During the year under review, your Company has not given any loans, guarantees or made investments under Section 186 of the Act, 2013.

### Related Party Transactions

All Related Party Transactions that were entered into during the financial year were on an arm's length basis, in the ordinary course of business and were in compliance with the applicable provisions of the Act and the Listing Regulations. There were no materially significant Related Party Transactions made by the Company during the year that would have required Shareholders' approval under the Listing Regulations.

All Related Party Transactions are placed before the Audit Committee for approval. Prior omnibus approval of the Audit Committee is obtained for the transactions which are repetitive in nature. A statement of all Related Party Transactions is placed before the Audit Committee for its review on a quarterly basis, specifying the nature, value and terms and conditions of the transactions.

During the year under review, your Company has not entered in any kind of transaction, referred in Clause 2 and 2A, Part A of Schedule V of Listing Regulations.

The Company has adopted a Related Party Transactions Policy. The policy, as approved by the Board, is uploaded on the Company's website at the web link:  
<https://www.valiantcom.com/corporate/cp/materiality-related-party.pdf>

Details of the transactions with Related Parties are provided in the accompanying financial statements.

### Risk Management Policy

The Company has adopted a Risk Management Policy in accordance with the provisions of the Act and the Listing Regulations. It establishes various levels of accountability and overview within the Company, while vesting identified managers with responsibility for each significant risk.

The Company has laid down procedures to inform the Audit Committee as well as the Board of Directors about risk assessment and management procedures and status.

The risk management process consists of risk identification and assessment; risk measurement, mitigation and monitoring; and risk reporting.

### Board of Directors

#### Appointment of Directors and Key Managerial Personnel

The Members of the Company at the 26<sup>th</sup> Annual General Meeting (AGM) held on 25 September 2019, had appointed Mr. Gaurav Kaura, Mr. Avinash Verma, Mr. Sumit Mehta and Ms. Neepa Chatterjee as Independent Directors of the Company for the second term to hold office up to 24 September 2024.

All the Independent Directors have given declarations that they meet the criteria of independence as laid down under Section

149 (6) of the Act and the provisions of the Listing Regulations. In the opinion of the Board, they fulfill the conditions of independence as specified in the Act and the Rules made there under and are independent of the management.

The Board is of the opinion that the Independent Directors of the Company possess requisite qualifications, experience and expertise in the fields of commerce, laws, strategy, auditing, tax and risk advisory services, financial services, corporate governance, etc. and that they hold highest standards of integrity.

The Independent Directors of the Company have undertaken requisite steps towards the inclusion of their names in the data bank of Independent Directors maintained with the Indian Institute of Corporate Affairs in terms of Section 150 of the Act read with Rule 6 of the Companies (Appointment & Qualification of Directors) Rules, 2014.

In accordance with the provisions of Section 152 of the Act, Mr. Davinder Mohan Sood, Whole-time Director of the Company, retire by rotation, and being eligible, offers himself for re-appointment.

Apart from above disclosure, there has not been any instance of appointment or resignation of Directors and Key Managerial Personnel during the year under reporting.

### Policy on Appointment and Remuneration of Directors

The Company has adopted a Nomination and Remuneration Policy for the Directors, Key Managerial Personnel and other employees, pursuant to the provisions of the Act and the Listing Regulations.

In accordance with the Nomination and Remuneration Policy adopted by the Company, the Nomination and Remuneration Committee is responsible for developing competency requirements for the Board based on the industry and strategy of the Company.

The Committee is responsible for reviewing and vetting the profile of potential candidates vis-a-vis the required competencies and meeting potential candidates, prior to making recommendations of their nomination to the Board in accordance with the Nomination and Remuneration Policy of the Company. The Nomination and Remuneration Committee has formulated the criteria for determining requisite qualifications, positive attributes such as high standards of ethical behavior, strong interpersonal and communication skills and soundness of judgement and independence of Directors in terms of provisions of Section 178 of the Act and the Listing Regulations.

The philosophy for remuneration of Directors, Key Managerial Personnel and all other employees of the Company is based on the commitment of fostering a culture of leadership with trust. The Remuneration Policy of the Company is aligned to this philosophy.

The Nomination and Remuneration Committee has inter-alia considered the following factors while formulating the Policy:

- (i) The level and composition of remuneration is reasonable and sufficient to attract, retain and motivate Directors of the quality required to run the Company successfully;
- (ii) Relationship of remuneration to performance is clear and meets appropriate performance benchmarks; and
- (iii) Remuneration to Directors, Key Managerial Personnel and Senior Management involves a balance between fixed and incentive pay reflecting short and long-term performance objectives appropriate to the working of the Company and its goals.

It is affirmed that the remuneration paid to Directors, Key Managerial Personnel and all other employees is as per the Remuneration Policy of the Company.

The Policy, as approved by the Board, is uploaded on the Company's website at the web link:  
<https://www.valiantcom.com/corporate/cp/nomination-remuneration-policy.pdf>

#### **Annual Evaluation of Board Performance and Performance of its Committees and of Directors**

Pursuant to the applicable provisions of the Act and the Listing Regulations, the Board has carried out an Annual Evaluation of its own performance, performance of the Directors and the working of its Committees based on the evaluation criteria defined by Nomination and Remuneration Committee (NRC) for performance evaluation process of the Board, its Committees and of Directors.

The Board's functioning was evaluated on various aspects, including inter-alia the Structure of the Board, Meetings of the Board, Functions of the Board, Degree of fulfilment of key responsibilities, Establishment and delineation of responsibilities to various Committees, Effectiveness of Board Processes, information and functioning.

The Committees of the Board were assessed on the degree of fulfilment of key responsibilities, adequacy of Committee composition and effectiveness of meetings. The Directors were evaluated on aspects such as attendance, contribution at Board/Committee Meetings and guidance/support to the Management outside Board/Committee Meetings.

The performance assessment of Non-Independent Directors, Board as a whole and the Chairman were evaluated in a separate meeting of Independent Directors. The same was also discussed in the meetings of NRC and the Board.

Performance evaluation of Independent Directors was done by the entire Board, excluding the Independent Director being evaluated.

#### **Board and Committee Meetings**

Details of the composition of the Board and its Committees and of the Meetings held and attendance of the Directors at such Meetings, are provided in the Corporate Governance Report. The intervening gap between the Meetings was within the prescribed period.

#### **Directors' Responsibility Statement**

In terms of Section 134 (3) (c) of the Act, your directors, to the best of their knowledge and belief and according to the information and explanations obtained by them in the normal course of their work, state that, in all material respects:

- a) In the preparation of the annual financial statements for the year under reporting, the applicable accounting standards have been followed along with proper explanation relating to material departures, if any;
- b) Appropriate accounting policies have been selected, applied consistently and judgement and estimates have been made that are reasonable and prudent so as to give a true and fair view of the state of affairs of the company as at reporting date and of the profit of the company for the year ended on that date;
- c) Proper and sufficient care has been taken for the maintenance of adequate accounting records in accordance with the provisions of the Act, for safeguarding the assets of the company and for preventing and detecting fraud and other irregularities;
- d) The annual financial statements have been prepared on a going concern basis;
- e) Proper internal financial controls were in place and the financial controls were adequate and operating effectively; and
- f) Proper systems to ensure compliance with the provisions of all applicable laws were in place and were adequate and operating effectively.

#### **Corporate Governance Report and Management Discussion & Analysis Report**

As per the provisions of Listing Regulations, Corporate Governance Report with auditors' certificate thereon and Management Discussion and Analysis are attached and form part of this report.

#### **Vigil Mechanism / Whistle Blower Policy**

The company has a vigil mechanism named 'Whistle Blower Policy' to deal with instances of fraud and mismanagement, if any. The details of the said policy is posted on the website of the company at <https://www.valiantcom.com/corporate/cp/vigil-mechanism.pdf>

#### **Reporting of Frauds**

There was no instance of fraud during the year under review, which required the Statutory Auditors to report to the Audit Committee and / or Board under Section 143(12) of the Act and the rules made thereunder.

#### **Anti-Sexual Harassment Policy**

The Company has complied with the provisions of relating to the constitution of Internal Compliant Committee under the Sexual Harassment of Women at the Workplace (Prevention, Prohibition & Redressal) Act, 2013. The Company has not received any complaint of sexual harassment during the financial year under reporting.



### Secretarial Standards

The Company is in compliance with the Secretarial Standards issued by the Institute of Company Secretaries of India (ICSI).

### Code of Conduct

All Board of Directors and senior management personnel have affirmed their respective annual compliance with the provisions of the Code of Conduct for the year 2019-20, laid down by the Board to govern the conduct of Directors and senior management of the Company by certain fundamental business principles, ethics, values, policies and procedures within the applicable laws, rules and regulations.

### Code for Prevention of Insider Trading

Pursuant to the SEBI (Prohibition of Insider Trading) Regulations, 2015, as amended, the Company has adopted a Code for Prevention of Insider Trading. The objective of the code is to restrict an insider from dealing in the shares of the company either directly or indirectly when in possession of unpublished price sensitive information and also to restrict communication of such information. The code is applicable to directors and designated employees/ persons associated with the company. The code enumerates the procedure to be followed for dealing in the shares of the company and periodic disclosures to be made. It also restricts the insiders from dealing in the company's shares during the period when the 'Trading Window' is announced closed. The company secretary has been designated as the Compliance Officer.

The details of the said code are posted on the website of the company at <https://www.valiantcom.com/corporate/cp/codes-insider-trading.htm>

### Internal Controls Systems and Adequacy

The Company's internal audit systems are geared towards ensuring adequate internal controls commensurate with the size and needs of the business, with the objective of efficient conduct of operations through adherence to the Company's policies, identifying areas of improvement, evaluating the reliability of Financial Statements, ensuring compliances with applicable laws and regulations and safeguarding of assets from unauthorized use.

Details of the internal controls system are given in the Management Discussion and Analysis Report, which forms part of the Directors' Report.

### Auditors and Audit

#### i) Statutory Auditors

The Members at the 24<sup>th</sup> AGM of the Company held on 29 September 2017, had appointed M/s. Pawan Nanak Bansal & Co., Chartered Accountants, (ICAI Firm Registration no. 008953C) as the Statutory Auditor of the Company to hold office for a term of five years i.e., from the conclusion of the said AGM until the conclusion of 29<sup>th</sup> AGM of the Company.

The Company has received a certificate from M/s. Pawan Nanak Bansal & Co., confirming that they are not disqualified from continuing as Statutory Auditors of the Company.

#### ii) Secretarial Audit

In accordance with the provisions of Section 204 of the Act and The Companies (Appointment and Remuneration of Managerial Personnel) Rules, 2014, the company had appointed Bhalla & Associates, Company Secretaries, Delhi, to undertake the Secretarial Audit of the company. The Secretarial Audit report is annexed herewith as Annexure-2.

The Auditors' Report and the Secretarial Audit Report for the financial year ended 31 March 2020 do not contain any qualification, reservation, adverse remark or disclaimer.

### Extract of Annual Return

The details forming part of the extract of the Annual Return in Form No. MGT-9 is annexed herewith as Annexure-3. The same can also be accessed on the Company's website at [https://www.valiantcom.com/corporate/annual\\_reports/annual\\_reports.htm](https://www.valiantcom.com/corporate/annual_reports/annual_reports.htm)

### Corporate Social Responsibility

The provisions of the Act relating to Corporate Social Responsibility are not applicable. Nevertheless, the Company shall continue its endeavor to fulfill its responsibility towards society.

### Cost records

The provisions of the Act relating to maintenance of cost records are not applicable.

### Material changes and commitment

There has been no material change and commitment, affecting the financial performance of the Company which occurred between the end of the financial year of the Company to which the financial statements relate and the date of this Report.

### Significant and Material Orders passed by the Regulators or Courts

No significant material orders have been passed by the Regulators or Courts or Tribunals which would impact the going concern status of the Company and its future operations.

### Personnel

The information required under Section 197 (12) of the Act read with Rule 5(1) of the Companies (Appointment and Remuneration of Managerial Personnel) Rules, 2014 with any amendments thereto, is annexed as Annexure-4.

In terms of the first proviso to Section 136 of the Act, the Reports and Accounts are being sent to the shareholders excluding the information required under Rule 5(2) and (3) of the Companies (Appointment and Remuneration of Managerial Personnel) Rules, 2014. Any shareholder interested in obtaining the same may write to the Company Secretary at the Registered Office of the Company. The said information is available for inspection by the Members at the Registered Office of the Company on any working day of the Company.

**Particulars of Conservation of Energy, Technology Absorption and Foreign Exchange Earnings and Outgo**

The information on conservation of energy, technology absorption and foreign exchange earnings and outgo stipulated under Section 134 (3) (m) of the Act read with Rule 8 of the Companies (Accounts) Rules, 2014 with any amendments thereto, is annexed as Annexure-5.

**Acknowledgments**

The Directors sincerely acknowledge the trust and confidence that has been placed by the employees, shareholders and investors in the Company. The Directors are thankful to all the employees and the officers of the Company, for their dedication, support and co-operation.

On behalf of the Board of Directors  
For Valiant Communications Limited

Inder Mohan Sood  
Chairman and Managing Director

Place: New Delhi  
Date: 12 June 2020

Annexure - 1

**Form AOC-1**

(Pursuant to first proviso to sub-section (3) of section 129 of Companies Act, 2013 read with rule 5 of Companies (Accounts) Rules, 2014)  
Statement containing salient features of the financial statement of subsidiaries/ associate companies/ joint ventures

**Part "A": Subsidiaries**

(In ₹)

Serial Number	1	2	3
Name of the subsidiary	Valiant Communications (UK) Ltd. United Kingdom	Valcomm Technologies Inc., United States of America	Valiant Infrastructure Ltd., India
Reporting period for the subsidiary, if different from the holding company's reporting period	Financial year ended on 31 March 2020 (identical with the holding company's reporting period)	Financial year ended on 31 March 2020 (identical with the holding company's reporting period)	Financial year ended on 31 March 2020 (identical with the holding company's reporting period)
Currency	GBP	USD	Rupee
Exchange Rate to ₹ as on the last date of the relevant financial year i.e. the reporting date	93.076	75.386	1.000
Share Capital	2,25,000 Ordinary Shares amounting to ₹ 2,09,42,100	1,92,50,000 Capital Stock amounting to ₹ 1,45,11,786	3,21,882 Equity Shares amounting to ₹ 32,18,820
Reserves	37,57,478	58,76,632	3,19,612
Total Assets	2,49,17,748	2,69,13,445	38,20,209
Total Liabilities	2,18,170	65,25,027	2,81,777
Investments	1,28,35,663	2,00,23,211	-
Turnover	87,14,681	1,79,65,675	-
Profit/ (Loss) before taxation	89,152	20,43,067	(286)
Provision for taxation	-	(1,16,099)	-
Profit/ (Loss) after taxation	89,152	19,26,968	(286)
Proposed Dividend	NIL	NIL	NIL
% of shareholding	100 %	100 %	88.94 %

Name of subsidiaries which are yet to commence operations: None

Name of subsidiaries which have been liquidated or sold during the years: None

**Part "B" Associates and Joint Ventures: Not applicable**

As per our report of even date  
For and on behalf of  
Pawan Nanak Bansal & Co.  
Chartered Accountants  
Firm Registration No.: 008953C

For and on behalf of the Board

Inder Mohan Sood  
Managing Director & CEO  
DIN: 00001758

Davinder Mohan Sood  
Executive Director & CFO  
DIN: 00001756

Manish Kumar  
Company Secretary  
Membership No.: A16483

Alok Jain  
Partner  
Membership No.: 510960

New Delhi, 12 June 2020

SECRETARIAL AUDIT REPORT FOR THE FINANCIAL YEAR ENDED 31 MARCH 2020

Annexure - 2

FORM NO. MR-3

[Pursuant to Section 204(1) of the Companies Act, 2013 and Rule No.9 of the Companies (Appointment and Remuneration of Managerial Personnel) Rules, 2014]

To,  
The Members,  
VALIANT COMMUNICATIONS LIMITED  
CIN: L74899DL1993PLC056652  
71/1, Shivaji Marg, New Delhi - 110015

We have conducted the secretarial audit of the compliance of applicable statutory provisions and the adherence to good corporate practices by **Valiant Communications Limited** (hereinafter called the "Company"). Secretarial Audit was conducted in a manner that provided us a reasonable basis for evaluating the corporate conducts/statutory compliances and expressing our opinion thereon.

Based on our verification of the Valiant Communications Limited's books, papers, minute books, forms and returns filed and other records maintained by the Company and also the information provided by the Company, its officers, agents and authorized representatives during the conduct of secretarial audit and the representations made by the Company, we hereby report that in our opinion, the Company has, during the audit period covering the financial year ended on 31 March 2020 generally complied with the statutory provisions listed hereunder and also that the Company has proper Board processes and compliance mechanism in place to the extent, in the manner and subject to the reporting made hereinafter:

We have examined the books, papers, minute books, forms and returns filed and other records made available to us and maintained by Valiant Communications Limited for the financial year ended on 31 March 2020 according to the provisions of:

- (i) The Companies Act, 2013 ('the Act') as amended thereto and the Rules made thereunder and the relevant provisions of the Act;
- (ii) The Securities Contracts (Regulation) Act, 1956 ('SCRA') and the Rules made thereunder;
- (iii) The Depositories Act, 1996 and the Regulations and Bye-laws framed thereunder;
- (iv) Foreign Exchange Management Act, 1999 and the Rules and Regulations made thereunder to the extent of Foreign Direct Investment, Overseas Direct Investment and External Commercial Borrowings;
- (v) The following Regulations and Guidelines prescribed under the Securities and Exchange Board of India Act, 1992 ('SEBI Act'):
  - a. The Securities and Exchange Board of India (Substantial Acquisition of Shares and Takeovers) Regulations, 2011;
  - b. The Securities and Exchange Board of India (Prohibition of Insider Trading) Regulations, 2015; and
- (vi) The following key/ significant laws as amended from time to time, read with applicable rules made thereunder specifically applicable to the Company:
  1. The Delhi Shops & Commercial Establishments Act, 1954;
  2. The Child Labour (Prohibition and Regulation) Act, 1986;

3. The Sexual Harassment of Women at Workplace (Prevention, Prohibition and Redressal) Act, 2013;
4. The Contract Labour (Regulation and Abolition) Act, 1970;
5. The Employees' State Insurance Act, 1948;
6. The Employees Compensation Act, 1923;
7. The Equal Remuneration Act, 1976;
8. The Factories Act, 1948;
9. The Industrial Disputes Act, 1947;
10. The Industrial Employment (Standing Orders) Act, 1946;
11. The Maternity Benefit Act, 1961 & its Rules;
12. The Employees' Provident Fund and Miscellaneous Provisions Act, 1952 & EPF, PPF Schemes;
13. The Minimum Wages Act, 1948;
14. The Payment of Bonus Act, 1965;
15. The Payment of Gratuity Act, 1972;
16. The Payment of Wages Act, 1936;
17. The Patents Act, 1970;
18. The Trade Marks Act, 1999;
19. The Employment Exchange (Compulsory Notification of Vacancies) Act, 1959;
20. The Water (Prevention and Control of Pollution) Act, 1974;
21. The Air (Prevention and Control of Pollution) Act, 1981;
22. The Environment Protection Act, 1986;
23. The Water (Prevention & Control of Pollution) Cess Act, 1977 and Water (Prevention & Control of Pollution) Cess Rules, 1978;
24. Public Procurement Policy for Micro and Small Enterprise Order, 2012;
25. Foreign Trade Policy 2015-2020;
26. Service Export from India Scheme;
27. Information Technology Act, 2000;
28. Telecom Regulatory Authority of India Act, 1997;
29. Indian Telegraph Act, 1885;
30. Indian Wireless Telegraphy Act, 1933;
31. Telegraph Wires (Unlawful Possession) Act, 1950;
32. The Prevention of Money Laundering Act, 2002;
33. The Micro, Small and Medium Enterprises Development Act, 2006;
34. The Competition Act, 2002;
35. Various taxation laws (refer para 7 of 'Annexure A').

We have also examined compliance with the applicable clauses/regulations of the following:

- (i) Secretarial Standards issued by The Institute of Company Secretaries of India;
- (ii) Securities and Exchange Board of India (Listing Obligations and Disclosure Requirements) Regulations, 2015 and the Listing Agreements entered into by the Company with BSE Limited.





During the period under review, the Company has generally complied with the provisions of the Act, Rules, Regulations, Guidelines, Standards, etc., mentioned above, however, the provisions under section 135 of Companies Act, 2013 and Rules made thereunder related to Corporate Social Responsibility are not applicable on the company for the reporting year. Further, in the absence of required instance(s), during the period under review, the provisions of some of the above enactments were in applicable.

We further report that;

The Board of Directors of the Company is duly constituted with proper balance of Executive Directors, Non-Executive Directors and Independent Directors. There has been no change in the composition of the Board of Directors during the year under reporting.

Further, none of the directors on the Board of the Company have been debarred or disqualified from being appointed or continuing as directors of companies by SEBI/Ministry of Corporate Affairs or any such statutory authority.

Adequate notice is given to all Directors to schedule the Board Meetings. Agenda and detailed notes on agenda were sent at least seven days in advance, and a system exists for seeking and obtaining further information and clarifications on the agenda items before the meeting and for meaningful participation at the meeting.

Decisions at the Board Meetings, as represented by the management, were taken by the requisite majority.

We further report that as represented by the Company and relied upon by us there are adequate systems and processes in the Company commensurate with its size and operations, to monitor and ensure compliance with applicable laws, rules, regulations and guidelines; etc.

We further report that during the audit period no events occurred which had bearing on the Company's affairs in pursuance of the above referred laws, rules, regulations, guidelines, standards etc.

For & on behalf of  
Bhalla & Associates  
Company Secretaries  
FRN: S2016DE424900

(Proprietor)  
Sushant Bhalla  
ACS: 46640 CP: 17201

Place: New Delhi  
Date: 12 June 2020  
UDIN: A046640B000339394

**Note:** This Report is to be read with our letter of even date which is annexed as Annexure A and forms an integral part of this report.

#### Annexure 'A'

To,  
The Members,  
VALIANT COMMUNICATIONS LIMITED  
CIN: L74899DL1993PLC056652  
71/1, Shivaji Marg, New Delhi - 110 015

Our report of even date is to be read along with this letter.

1. Maintenance of secretarial record is the responsibility of the management of the Company. Our responsibility is to express an opinion on these secretarial records based on our audit.
2. We have followed the audit practices and process as were appropriate to obtain reasonable assurance about the correctness of the contents of the secretarial records. The verification was done on test basis to ensure that correct facts are reflected in secretarial records. We believe that the processes and practices, we followed provide a reasonable basis for our opinion.
3. We have relied upon the Statutory Auditors' Report for the correctness and appropriateness of financial records and Books of Accounts of the Company for the period under review.
4. Where ever required, we have obtained the Management representation about the Compliance of laws, rules and regulations and happening of events etc.
5. The compliance of the provisions of Corporate and other applicable laws, rules, regulations, standards is the responsibility of the management. Our examination was limited to the verification of procedure on test basis.
6. The Secretarial Audit Report is neither an assurance as to the future viability of the Company nor of the efficacy or effectiveness with which the management has conducted the affairs of the Company.
7. We further report that the compliance by the Company of applicable Direct & Indirect Laws has not been reviewed in this audit since the same has been subject to review by the statutory financial audit and other designated professionals.

For & on behalf of  
Bhalla & Associates (Company Secretaries)  
FRN: S2016DE424900

Place: New Delhi  
Date: 12 June 2020  
UDIN: A046640B000339394

Sushant Bhalla (Proprietor)  
ACS: 46640 CP: 17201

EXTRACT OF ANNUAL RETURN

FORM NO. MGT-9

As on financial year ended on 31 March 2020

Pursuant to Section 92 (3) of the Companies Act, 2013 and Rule 12(1) of the Company (Management & Administration) Rules, 2014.

I. REGISTRATION & OTHER DETAILS:		
1	CIN	L74899DL1993PLC056652
2	Registration Date	28-12-1993
3	Name of the Company	Valiant Communications Limited
4	Category/Sub-category of the Company	Public Company / Limited by Shares
5	Address of the Registered office & contact details	71/1, Shivaji Marg, New Delhi - 110015 Ph: 011-25928415, E-mail: investors@valiantcom.com
6	Whether listed company	Yes
7	Name, Address & contact details of the Registrar & Transfer Agent, if any.	Link Intime India (P) Ltd. Noble Heights, 1st floor, Plot No NH-2, C-1 Block, LSC, Near Savitri Market, Janakpuri, New Delhi - 110058 Telephone no. +91-11-4141 0592/93/94

II. PRINCIPAL BUSINESS ACTIVITIES OF THE COMPANY

(All the business activities contributing 10 % or more of the total turnover of the company shall be stated)

S. No.	Name and Description of main products / services	NIC Code of the Product/service	% to total turnover of the company
1	Manufacturing of Telecom Transmission Equipment	26309	94.02

III. PARTICULARS OF HOLDING, SUBSIDIARY AND ASSOCIATE COMPANIES

S. No.	Name and address of the Company	CIN/GLN	Holding/ Subsidiary/ Associate	% of shares held	Applicable Section
1	Valiant Infrastructure Limited 71/1, Shivaji Marg, New Delhi - 110015, India	U74899DL1995PLC066264	Subsidiary	88.94	2(87)(ii)
2	Valiant Communications (UK) Ltd. Central House Rear Office, 124 High Street, Hampton Hill, Middlesex TW12 1NS, United Kingdom	Not applicable	Subsidiary	100.00	2(87)(ii)
3	Valcomm Technologies Inc. 4000 Ponce de Leon Blvd., Suite 470, Coral Gables, FL 33146, USA	Not applicable	Subsidiary	100.00	2(87)(ii)

IV. SHARE HOLDING PATTERN

(Equity share capital breakup as percentage of total equity)

(I) Category-wise Share Holding

S. N.	Category of Shareholders	No. of Shares held at the beginning of the year				No. of Shares held at the end of the year				% Change during the year
		Demat	Physical	Total	% of Total Shares	Demat	Physical	Total	% of Total Shares	
(A)	Shareholding of Promoter and Promoter Group									
[1]	Indian									
(a)	Individuals / Hindu Undivided Family	26,10,924	-	26,10,924	36.15	28,31,262	-	28,31,262	39.20	3.05
(b)	Central Government / State Government(s)	-	-	-	-	-	-	-	-	-
(c)	Financial Institutions / Banks	-	-	-	-	-	-	-	-	-
(d)	Any Other (Specify)									
	Bodies Corporate	5,08,768	-	5,08,768	7.04	5,08,768	-	5,08,768	7.04	-
	Sub Total (A)(1)	31,19,692	-	31,19,692	43.19	33,40,030	-	33,40,030	46.24	3.05

**IV. SHARE HOLDING PATTERN**

(Equity share capital breakup as percentage of total equity)

**(I) Category-wise Share Holding**

S. N.	Category of Shareholders	No. of Shares held at the beginning of the year				No. of Shares held at the end of the year				% Change during the year
		Demat	Physical	Total	% of Total Shares	Demat	Physical	Total	% of Total Shares	
<b>[2]</b>	<b>Foreign</b>									
(a)	Individuals (Non-Resident Individuals / Foreign Individuals)	-	-	-	-	-	-	-	-	-
(b)	Government	-	-	-	-	-	-	-	-	-
(c)	Institutions	-	-	-	-	-	-	-	-	-
(d)	Foreign Portfolio Investor	-	-	-	-	-	-	-	-	-
(e)	Any Other (Specify)									
	Sub Total (A)(2)	-	-	-	-	-	-	-	-	-
	Total Shareholding of Promoter and Promoter Group(A)=(A)(1)+(A)(2)	31,19,692	-	31,19,692	43.19	33,40,030	-	33,40,030	46.24	3.05
<b>[B]</b>	<b>Public Shareholding</b>									
<b>[1]</b>	<b>Institutions</b>									
(a)	Mutual Funds / UTI	-	300	300	0.00	-	300	300	0.00	-
(b)	Venture Capital Funds	-	-	-	-	-	-	-	-	-
(c)	Alternate Investment Funds	-	-	-	-	-	-	-	-	-
(d)	Foreign Venture Capital Investors	-	-	-	-	-	-	-	-	-
(e)	Foreign Portfolio Investor	-	-	-	-	-	-	-	-	-
(f)	Financial Institutions / Banks	50	-	50	0.00	50	-	50	0.00	-
(g)	Insurance Companies	-	-	-	-	-	-	-	-	-
(h)	Provident Funds/ Pension Funds	-	-	-	-	-	-	-	-	-
(i)	Any Other (Specify)									
	Sub Total (B)(1)	50	300	350	0.00	50	300	350	0.00	-
<b>[2]</b>	<b>Central Government/ State Government(s)/ President of India</b>									
	Sub Total (B)(2)	-	-	-	-	-	-	-	-	-
<b>[3]</b>	<b>Non-Institutions</b>									
(a)	Individuals									
(i)	Individual shareholders holding nominal share capital upto Rs. 1 lakh	15,29,785	91,570	16,21,355	22.45	14,24,454	85,869	15,10,323	20.91	(1.54)
(ii)	Individual shareholders holding nominal share capital in excess of Rs. 1 lakh	15,82,136	-	15,82,136	21.90	15,45,682	-	15,45,682	21.40	(0.50)
(b)	NBFCs registered with RBI	10,000	-	10,000	0.14	10,000	-	10,000	0.14	-
(c)	Overseas Depositories (holding DRs) (balancing figure)	-	-	-	-	-	-	-	-	-
(d)	Any Other (Specify)									
	IEPF	1,32,739	-	1,32,739	1.84	1,32,739	-	1,32,739	1.84	-
	Trusts	3,990	-	3,990	0.06	-	-	-	-	(0.06)
	Hindu Undivided Family	1,34,135	-	1,34,135	1.86	1,38,613	-	1,38,613	1.92	0.06
	Non Resident Indians (Non Repat)	40,529	-	40,529	0.56	30,537	-	30,537	0.42	(0.14)
	Other Directors	20,310	-	20,310	0.28	36,310	-	36,310	0.50	0.22
	Non Resident Indians (Repat)	83,241	52,889	1,36,130	1.88	78,459	52,889	1,31,348	1.82	(0.07)



S. N.	Category of Shareholders	No. of Shares held at the beginning of the year				No. of Shares held at the end of the year				% Change during the year
		Demat	Physical	Total	% of Total Shares	Demat	Physical	Total	% of Total Shares	
	Overseas Bodies Corporates	-	6,037	6,037	0.08	-	6,037	6,037	0.08	-
	Clearing Member	9,636	-	9,636	0.13	14,306	-	14,306	0.20	0.06
	Bodies Corporate	3,94,621	11,800	4,06,421	5.63	3,15,385	11,800	3,27,185	4.53	(1.10)
	Sub Total (B)(3)	39,41,122	1,62,296	41,03,418	56.81	37,26,485	1,56,595	38,83,080	53.76	(3.05)
	<b>Total Public Shareholding(B)=(B)(1)+(B)(2)+(B)(3)</b>	<b>39,41,172</b>	<b>1,62,596</b>	<b>41,03,768</b>	<b>56.81</b>	<b>37,26,535</b>	<b>1,56,895</b>	<b>38,83,430</b>	<b>53.76</b>	<b>(3.05)</b>
	<b>Total (A)+(B)</b>	<b>70,60,864</b>	<b>1,62,596</b>	<b>72,23,460</b>	<b>100.00</b>	<b>70,66,565</b>	<b>1,56,895</b>	<b>72,23,460</b>	<b>100.00</b>	

(ii) Shareholding of Promoters

S. No.	Shareholder's Name	Shareholding at the beginning of the year			Shareholding at the end of the year			% change in shareholding during the year
		No. of Shares	% of total Shares of the company	% of Shares Pledged/ encumbered to total shares	No. of Shares	% of total Shares of the company	% of Shares Pledged / encumbered to total shares	
1	Inder Mohan Sood	11,49,086	15.91	-	11,49,086	15.91	-	-
2	Davinder Mohan Sood	11,47,758	15.89	-	11,73,258	16.24	-	0.35
3	Shompa Sood	1,30,000	1.80	-	2,16,500	3.00	-	1.20
4	Garv Mohan Sood	1,41,128	1.95	-	1,67,000	2.31	-	0.36
5	Anupam Sood	12,000	0.17	-	12,000	0.17	-	-
6	Gaurav Mohan Sood	30,952	0.43	-	1,13,418	1.57	-	1.14
7	Gem Financiers and Distributors (P) Ltd.	3,10,373	4.30	-	3,10,373	4.30	-	-
8	Great Films (P) Ltd.	1,98,395	2.75	-	1,98,395	2.75	-	-
	<b>TOTAL</b>	<b>31,19,692</b>	<b>43.19</b>	<b>-</b>	<b>33,40,030</b>	<b>46.24</b>	<b>-</b>	<b>3.05</b>

(iii) Change in Promoters' Shareholding (please specify, if there is no change)

S. No.	Name and type of Transaction	Shareholding at the beginning of the year		Transaction during the year		Cumulative Shareholding at the end of the year	
		No. of shares held	% of total shares of the Company	Date of Transaction	No. of Shares Held	No. of Shares Held	% of total shares of the Company
1	Inder Mohan Sood At the end of the Year	11,49,086	15.91			11,49,086 11,49,086	15.91 15.91
2	Davinder Mohan Sood Transfer Transfer At the end of the Year	11,47,758	15.89	20 Mar 2020 27 Mar 2020	20,063 5,437	11,47,758 11,67,821 11,73,258 11,73,258	15.89 16.17 16.24 16.24
3	Gem Financiers and Distributors (P) Ltd. At the end of the Year	3,10,373	4.30			3,10,373 3,10,373	4.30 4.30
4	Great Films (P) Ltd. At the end of the Year	1,98,395	2.75			1,98,395 1,98,395	2.75 2.75
5	Garv Mohan Sood Transfer At the end of the Year	1,41,128	1.95	20 Dec 2019	25,872	1,41,128 1,67,000 1,67,000	1.95 2.31 2.31
6	Shompa Sood Transfer Transfer Transfer Transfer At the end of the Year	1,30,000	1.80	29 Nov 2019 21 Feb 2020 20 Mar 2020 27 Mar 2020	25,000 50,000 7,500 4,000	1,30,000 1,55,000 2,05,000 2,12,500 2,16,500 2,16,500	1.80 2.15 2.84 2.94 3.00 3.00
7	Gaurav Mohan Sood Transfer Transfer Transfer Transfer Transfer At the end of the Year	30,952	0.43	21 Jun 2019 29 Jun 2019 29 Nov 2019 21 Feb 2020 31 Mar 2020	3,000 926 56,540 20,000 2,000	30,952 33,952 34,878 91,418 1,11,418 1,13,418 1,13,418	0.43 0.47 0.48 1.27 1.54 1.57 1.57

## (iii) Change in Promoters' Shareholding (please specify, if there is no change)

S. No.	Name and type of Transaction	Shareholding at the beginning of the year		Transaction during the year		Cumulative Shareholding at the end of the year	
		No. of shares held	% of total shares of the Company	Date of Transaction	No. of Shares Held	No. of Shares Held	% of total shares of the Company
8	Anupam Sood At the end of the Year	12,000	0.17			12,000 12,000	0.17 0.17

- Note: 1. Paid up Share Capital of the Company (Face Value Rs. 10.00) at the end of the year is 72,23,460 shares  
2. The details of the holding has been clubbed based on PAN.  
3. % of the total Shares of the Company is based on the paid up Capital of the Company at the end of the Year.

## (iv) Shareholding Pattern of top ten Shareholders

(Other than Directors, Promoters and Holders of GDRs and ADRs):

S. No.	Name & type of transaction	Shareholding at the beginning of the year		Transactions during the year		Cumulative Shareholding at the end of the year	
		No. of shares	% of total shares	Date of transaction	No. of shares	No. of shares	% of total shares
1	Ostrich Estate Pvt. Ltd. At the end of the year	1,67,454	2.32			1,67,454 1,67,454	2.32 2.32
2	Investor Education and Protection Fund Authority Ministry of Corporate Affairs At the end of the year	1,32,739	1.84			1,32,739 1,32,739	1.84 1.84
3	Narinder Kaur Suri At the end of the year	1,28,850	1.78			1,28,850 1,28,850	1.78 1.78
4	Raj Kumar Saggar Transfer Transfer Transfer Transfer Transfer Transfer At the end of the year	-	-	06 Sep 2019 31 Jan 2020 14 Feb 2020 28 Feb 2020 06 Mar 2020 13 Mar 2020	4,704 57,585 1,100 6,323 7,601 5,000	- 4,704 62,289 63,389 69,712 77,313 82,313 82,313	- 0.07 0.86 0.88 0.97 1.07 1.14 1.14
5	Sheetal Rahul Mehta At the end of the year	80,000	1.11			80,000 80,000	1.11 1.11
6	Usha Chandra Singh Mehta At the end of the year	80,000	1.11			80,000 80,000	1.11 1.11
7	Rahul Chandra Singh Mehta At the end of the year	63,500	0.88			63,500 63,500	0.88 0.88
8	Banayan Capital Advisors LLP Transfer Transfer Transfer Transfer Transfer At the end of the year	50,243	0.70	26 Apr 2019 03 May 2019 31 May 2019 31 Jan 2020 14 Feb 2020	158 84 4,758 -2,000 757	50,243 50,401 50,485 55,243 53,243 54,000 54,000	0.70 0.70 0.76 0.74 0.75 0.75
9	Ajit Singh Transfer Transfer Transfer Transfer At the end of the year	42,080	0.58	18 Oct 2019 25 Oct 2019 27 Dec 2019 20 Mar 2020	10,000 631 648 500	42,080 52,080 52,711 53,359 53,859 53,859	0.58 0.72 0.73 0.74 0.75 0.75
10	Dinesh Babubhai Shah At the end of the year	48,600	0.67			48,600 48,600	0.67 0.67
11	Mohini Singh Transfer Transfer Transfer At the end of the year	1,90,250	2.63	29 Nov 2019 21 Feb 2020 06 Mar 2020	-1,00,000 -90,000 -250	1,90,250 90,250 250 -	2.63 1.25 0.00 -
12	Narayan Sultania Transfer Transfer Transfer Transfer At the end of the year	90,000	1.25	24 Jan 2020 31 Jan 2020 13 Mar 2020 20 Mar 2020	-19,000 -5,211 -5,789 -60,000	90,000 71,000 65,789 60,000 -	1.25 0.98 0.91 0.83 -

(iv) Shareholding Pattern of top ten Shareholders

(Other than Directors, Promoters and Holders of GDRs and ADRs):

S. No.	Name & type of transaction	Shareholding at the beginning of the year		Transactions during the year		Cumulative Shareholding at the end of the year	
		No. of shares	% of total shares	Date of transaction	No. of shares	No. of shares	% of total shares
13	Sushila Sultania	50,676	0.70			50,676	0.70
	Transfer			31 Dec 2019	-8,699	41,977	0.58
	Transfer			24 Jan 2020	-8,070	33,907	0.47
	Transfer			31 Jan 2020	-33,907	-	-
	At the end of the year					-	-

Note: The above information is based on the weekly beneficiary position received from depositories and calculated based on PAN details of shareholders.

(v) Shareholding of Directors and Key Managerial Personnel:

S. No.	Shareholding of each Directors and each Key Managerial Personnel	Date	Reason	Shareholding at the beginning of the year		Cumulative Shareholding during the year	
				No. of shares	% of total shares of the company	No. of shares	% of total shares of the company
1	Name: Neepa Chatterjee						
	At the beginning of the year			20,310	0.28	20,310	0.28
	Changes during the year	20-08-2019	Transfer	2,000	0.03	22,310	0.31
		21-08-2019	Transfer	1,000	0.01	23,310	0.32
		22-08-2019	Transfer	2,000	0.03	25,310	0.35
		26-08-2019	Transfer	1,045	0.01	26,355	0.36
		27-08-2019	Transfer	955	0.01	27,310	0.38
		20-12-2019	Transfer	2,027	0.03	29,337	0.41
		23-12-2019	Transfer	1,900	0.03	31,237	0.43
		26-12-2019	Transfer	51	0.00	31,288	0.43
		27-12-2019	Transfer	860	0.01	32,148	0.45
		16-03-2020	Transfer	4,162	0.06	36,310	0.50
	At the end of the year					36,310	0.50
2	Name: Manish Kumar						
	At the beginning of the year					50	0.00
	Changes during the year	14-06-2019	Transfer	783	0.01	833	0.01
		17-06-2019	Transfer	2,017	0.03	2,850	0.04
		11-12-2019	Transfer	3,880	0.05	6,730	0.09
		20-12-2019	Transfer	5,238	0.07	11,968	0.17
	At the end of the year					11,968	0.17

Note: 1. For shareholding of Mr. Inder Mohan Sood (CEO and Managing Director) and Mr. Davinder Mohan Sood (Whole-time Director and CFO), please refer their respective shareholding in "Shareholding of Promoters" mentioned above.  
2. The other Independent Directors do not hold any share of the Company.

V. INDEBTEDNESS

Indebtedness of the Company including interest outstanding/accrued but not due for payment.

Not applicable, as the Company is a debt free company, either secured or unsecured.

(In ₹)

Particulars	Secured Loans excluding Deposits	Unsecured Loans	Deposits	Total Indebtedness
<b>Indebtedness at the beginning of the financial year</b>				
i) Principal Amount	-	-	-	-
ii) Interest due but not paid	-	-	-	-
iii) Interest accrued but not due	-	-	-	-
<b>Total (i+ii+iii)</b>	-	-	-	-
<b>Change in Indebtedness during the financial year</b>				
* Addition	-	-	-	-
* Reduction	-	-	-	-
Net Change	-	-	-	-
<b>Indebtedness at the end of the financial year</b>				
i) Principal Amount	-	-	-	-
ii) Interest due but not paid	-	-	-	-
iii) Interest accrued but not due	-	-	-	-
<b>Total (i+ii+iii)</b>	-	-	-	-



**VI. REMUNERATION OF DIRECTORS AND KEY MANAGERIAL PERSONNEL**
**A. Remuneration to Managing Director, Whole-time Directors and/or Manager:**

S. No.	Particulars of Remuneration Designation	Mr. Inder Mohan Sood	Mr. Davinder Mohan Sood	Total Amount (₹)
		Managing Director & CEO	Wholetime Director & CFO	
1	Gross salary			
	(a) Salary as per provisions contained in Section 17(1) of the Income-tax Act, 1961	34,85,000	31,39,000	66,24,000
	(b) Value of perquisites u/s 17(2) Income-tax Act, 1961	-	-	-
	(c) Profits in lieu of salary under Section 17(3) Income- tax Act, 1961	-	-	-
2	Stock Option	-	-	-
3	Sweat Equity	-	-	-
4	Commission - as % of profit - others, specify	-	-	-
5	Others, please specify	-	-	-
	<b>Total (A)</b>	<b>34,85,000</b>	<b>31,39,000</b>	<b>66,24,000</b>
	Ceiling as per the Act	84,00,000	84,00,000	1,68,00,000

**B. Remuneration to other Directors**

S. No.	Particulars of Remuneration	Name of Directors				Total Amount (₹)
		Mr. Gaurav Kaura	Mr. Avinash Verma	Mr. Sumit Mehta	Ms. Neepa Chatterjee	
1	Independent Directors					
	Fee for attending board / committee meetings	40,000	40,000	40,000	40,000	1,60,000
	Commission	-	-	-	-	-
	Others, please specify	-	-	-	-	-
	<b>Total (1)</b>	<b>40,000</b>	<b>40,000</b>	<b>40,000</b>	<b>40,000</b>	<b>1,60,000</b>
2	Other Non-Executive Directors	-	-	-	-	-
	Fee for attending board / committee meetings	-	-	-	-	-
	Commission	-	-	-	-	-
	Others, please specify	-	-	-	-	-
	<b>Total (2)</b>	<b>-</b>	<b>-</b>	<b>-</b>	<b>-</b>	<b>-</b>
	<b>Total (B)=(1+2)</b>	<b>40,000</b>	<b>40,000</b>	<b>40,000</b>	<b>40,000</b>	<b>1,60,000</b>
	Total Managerial Remuneration					1,60,000
	Overall Ceiling as per the Act	11,00,000	11,00,000	11,00,000	11,00,000	44,00,000

**C. Remuneration to Key Managerial Personnel other than MD/Manager/WTD**

S. No.	Particulars of Remuneration Name Designation	Name of Key Managerial Personnel			Total Amount (₹)
		Mr. Inder Mohan Sood	Mr. Davinder Mohan Sood	Manish Kumar	
		CEO	CFO	Company Secretary	
1	Gross salary	As disclosed above	As disclosed above		
	(a) Salary as per provisions contained in Section 17(1) of the Income-tax Act, 1961			23,92,820	23,92,820
	(b) Value of perquisites u/s 17(2) Income-tax Act, 1961			-	-
	(c) Profits in lieu of salary under section 17(3) Income- tax Act, 1961			-	-
2	Stock Option			-	-
3	Sweat Equity			-	-
4	Commission - as % of profit - others, specify			-	-
5	Others, please specify			-	-
	<b>Total</b>	<b>-</b>	<b>-</b>	<b>23,92,820</b>	<b>23,92,820</b>

**VII. PENALTIES / PUNISHMENT/ COMPOUNDING OF OFFENCES:**

Type	Section of the Companies Act	Brief Description	Details of Penalty / Punishment/ Compounding fees imposed	Authority [RD / NCLT/ COURT]	Appeal made, if any (give Details)
<b>A. COMPANY</b>					
Penalty / Punishment / Compounding					
<b>B. DIRECTORS</b>					
Penalty / Punishment / Compounding					
<b>C. OTHER OFFICERS IN DEFAULT</b>					
Penalty / Punishment / Compounding					

NONE

## Annexure - 4

**[Pursuant to Rule 5 (1) of The Companies (Appointment and Remuneration of Managerial Personnel) Rules, 2014]**

- The ratio of the remuneration of each Director to the median remuneration of the Employees of the Company for the financial year and;
- The percentage increase in remuneration of each Director, Chief Financial Officer, Chief Executive Officer, Company Secretary, or Manager, if any, in the financial year:

Name	Category / Designation	Ratio to Median	% increase in Remuneration
Mr. Inder Mohan Sood	Managing Director & CEO	7.04 : 1	9
Mr. Davinder Mohan Sood	Whole-time Director & CFO	6.34 : 1	8
Mr. Gaurav Kaura	Independent Director	0.08 : 1	78
Mr. Avinash Verma	Independent Director	0.08 : 1	33
Mr. Sumit Mehta	Independent Director	0.08 : 1	33
Ms. Neepa Chatterjee	Independent Director	0.08 : 1	33
Mr. Manish Kumar	Company Secretary	4.83 : 1	12

- The percentage increase in the median remuneration of employees in the financial year: 17.48%
- The number of permanent employees on the rolls of Company as at reporting date: 48
- Average percentile increase already made in the salaries of employees other than the managerial personnel in the last financial year and its comparison with the percentile increase in the managerial remuneration and justification thereof and point out if there are any exceptional circumstances for increase in the managerial remuneration:  
The percentage increase in the salaries of employees other than the managerial personnel and KMP is equal at 10%. The increment given to each individual employee is based on the employees' education, potential, experience as also their performance and contribution to the Company's progress over a period of time and also the industrial standards in India.
- Affirmation that the remuneration is as per the Remuneration Policy of the Company:  
It is affirmed that the remuneration paid is as per the Remuneration Policy for Directors, Key Managerial Personnel and other employees, adopted by the Company.

**[Pursuant to Rule 5 (2) of The Companies (Appointment and Remuneration of Managerial Personnel) Rules, 2014]**

None of the employees' remuneration exceeds the limit specified under Rules 5(2) of the Companies (Appointment and Remuneration of managerial Personnel) Rules, 2014.

## Annexure - 5

**Information as Section 134 (3) (m) of the Act read with Rule 8(3) of the Companies (Accounts) Rules, 2014.****Conservation of Energy**

The Company's operations are not power intensive and involve low energy consumption. Nevertheless, energy conservation measures and optimal use of energy through improved operational methods have already been taken, wherever possible, the details of which are as follows:

- Employment of highly efficient low power consuming manufacturing equipment, e.g., LED lighting and automatic testing equipment using state-of-the-art technology.
- Use of programmable power supplies with equipment, which consume less power than conventional supplies.

**TECHNOLOGY ABSORPTION, ADAPTION & INNOVATION**

The Company continues to use the latest technologies for improving the productivity and quality of its products.

**RESEARCH AND DEVELOPMENT**

Research and Development (R&D) is being carried out by the Company to develop special systems to meet customer requirements in the export markets. The benefits being derived from this are improved quality of products, process efficiencies, easy maintenance of products, standardization of components and above all, customer satisfaction. With a strong focus on new product development, the Company is able to adapt quickly to the needs of the customer on design and configuration modifications for any specific market.

**Expenditure on Research and Development (R&D)**

Particulars	₹ in lakhs	
	2019-2020	2018-2019
Capital	123	111
Recurring	-	-
Total	123	111
Total R&D expenditure as % of total turnover	7	6

**Future Plan of Action**

Emphasis will continue to be on development of new products with special focus on providing communication and transmission solutions to the customers with an effective marketing strategy.

**Foreign Exchange Earnings and Outgo**

The Company is an Export Oriented Unit registered under the Electronic Hardware Technology Park [EHTP] Scheme and engaged in the manufacturing of Communication and Telecom Transmission Solutions with installations in over 110 countries. Hence, operational activities of the Company are relating to exports promotion:

Particulars	₹ in lakhs	
	2019-2020	2018-2019
The foreign exchange earnings	736.38	844.66
The foreign exchange outgo	576.01	821.22



## MANAGEMENT DISCUSSION & ANALYSIS

### Overview

The financial statements have been prepared in compliance with the requirements of the Companies Act, 2013 and the Indian Accounting Standards (Ind AS) issued by the Ministry of Corporate Affairs (MCA) notified under the Companies (Indian Accounting Standards) Rules, 2015. The management accepts responsibility for the integrity and objectivity of these financial statements. The estimates and judgements relating to the financial statements have been made on a prudent and reasonable basis, in order that the financial statements reflect in a true and fair manner the form and substance of transaction, and reasonably present the Company's state-of-affairs and profits of the year.

### Industrial Structure and Development

The business of the Company belongs to the industry of providing communication, transmission, synchronization and cyber security solutions to Power Utilities and other utilities including Oil and Gas, Water Works, Railways and Metro Rail. These solutions are also provided for Airport Communications, Corporate Networks, Mobile / Cellular Communication Networks for niche applications.

The world is witnessing a once in a century pandemic which has thrown life and business into chaos. People and businesses are struggling to survive. These challenges are to be faced and overcome.

The respective governments, in their wisdom are doing the best they can to support people and business with available limited resources. The Government of India implementation of Ministry of Micro, Small and Medium Enterprises (MSME) has been pathbreaking. This policy is helping small and medium businesses overcome their financial challenges and with the impetus of Make in India, is vastly improving the prospects of our Company.

Our Company designs, develops, manufactures a wide range of advanced communication, transmission, synchronization and cyber security solutions.

The Government of India policies are helping our Company within India and also beneficial for exports of our products. Our Company is well positioned to benefit with reference to its continued technology investments and developments and state-of-the-art products and solutions, for exports.

All the products described in this discussion completely designed and manufactured by Valiant in India.

### Business Operation

The Company is focused on providing a mix products and advance technologies for export and domestic market. Various initiatives taken by the Government of India, under the leadership of our Hon'ble Prime Minister, such as "Make in India", "Digital India" and "PMA Policy", the Indian business scenario is now looking ever more vibrant and promising. All the initiatives taken by the Government of India are helping the

Company (being indigenous manufacturer of communications, transmission, synchronization and cyber security equipment) to capitalize its position in India.

Various products of the Company have now been approved by some of the major corporations such as PGCIL (Power Grid) and almost all State Electricity Boards (SEBs), which shall provide a distinct advantage to the Company over MNCs.

Valiant is working on various opportunities to scale its products and technologies across various utility sectors and corporates. Each of its technologies have the potential to provide significant positive impact on the financials of the Company.

### Opportunities

Valiant's continued focus on its Cyber and Network Security technology products are likely to have a positive impact in this year. Our range of Encryption & Firewall Equipment along with Network Protection solutions for providing Network / Path / Equipment (Switch/Server/Router) redundancy solutions for network reliability to currently cater to the network security requirements to its international customers and being received well for growth.

Valiant continues to add features to its range of Frequency, Phase and the Time Synchronization range of products with its GPS/GNSS based Primary Reference Clocks with integrated IEEE-1588v2 PTP Grandmaster, PTP 1588v2 Slave, PTP 1588v2 Switch & Transparent Clocks and NTP Time Server for use in various sectors. This is an area of growth for the company.

New product development, technological innovations and strength are Valiant's assets. With introduction of new products, designs, solutions and applications, Valiant looks forward to growth in sales and profits in the current financial year.

The Company has a focus on new product development, obtaining of existing products in various markets and sectors and building a larger base of distributors and re-sellers through which it can sell its products, worldwide.

### Quality Initiatives

Valiant believes in sustained commitment to highest levels of quality, best-in-class product offerings and robust and fair business practices to help the Company to attain its objectives.

The Company has successfully achieved the yardsticks to meet with standards ISO 9001:2015 (Quality Management), ISO 14001:2015 (Environmental Management), ISO 10001:2007 (Customer Satisfaction) and ISO 18001:2007 (Occupational Health & Safety).

The management believes that all these quality initiatives will further strengthen the Company's product-line in global market.

### New Products

Our latest range of comprehensive Cyber Security solution are designed to assist organizations to *detect, prevent and secure* their network against firewall breaches and cyber-attacks. Valiant's Cyber Security Solution functions in real-time to alert the user against a network security breach and to take appropriate corrective measures, according to user's custom defined network security policy.

Valiant's Cyber Security solution detects firewall breaches, network intrusions and cyber-attacks in "real-time". It provides the user, the data, to conduct forensic analysis and trace the attack route which assists the user to identify the points of network vulnerability.

Valiant's customer is able to identify the attacking entity, the IP address and the country from where the attack is originating in real-time and to take appropriate defensive measures against such attacks, as and when they occur. Valiant's Cyber Security solution is very different from other security solutions that report a network security breach long after the event - when the damage has already been done.

Valiant's Cyber-Security solution can be used by the network administrator to build an elaborate, fully customizable roadmap to develop an advanced network defense strategy to detect network intrusions in real-time and to generate network alerts as well as audio and visual alarms, while a cyber-attack is in progress. Valiant's Cyber-Security solutions may deployed by the network administrator to also automatically isolate the network; or to alternately provide an automatic switchover to a redundant network / redundant firewall whenever a hostile intrusion or firewall breach is detected in the user's primary network elements.

Valiant provides a comprehensive and advanced range of "Cyber Security" solutions that includes a "Cyber Smart-Rack" and "Beyond the Firewall" network security devices that include "Network Traffic Sniffers", "Network Decoy Servers" and "Network Kill-Switches" that detect firewall breaches, network intrusions, providing an advance warning mechanism of the data traffic anomalies, Denial of Service (DoS) and cyber-attacks in "real-time".

Valiant is focused on positioning itself towards providing communication, transmission, synchronization and cyber security solutions to cater to its global customer base.

Valiant today, has the core technologies in communications using its transmission, grid protection, grid synchronization, cyber security and encryption technologies, to securely connect power generation, power transmission, power distribution and is also in the process of developing communication technologies for connecting end-customer securely and with advance defense mechanism against cyber-attacks.

Valiant has the technical know-how and expertise to integrate legacy communication equipment, that is already installed in the network, and to inter-operate with modern communication hardware.

The challenges, the modern networks are throwing up are challenges of network and cyber security. Lack of domain knowledge and know-how are exposing networks to serious financial fraud, data and ID theft and compromising and exposing utility networks, corporate networks and even governments to crippling shutdown of essential services, across countries.

The changes in technology are complex but exciting, while offering significant growth potential.

Valiant's comprehensive and advanced range of "Cyber Security" suite will help its customers in detecting and preventing cyber-attacks along with providing forensic analysis, in real-time.

An advanced range of Cyber-Security, Network solutions, Encryption and Firewall solutions proving Network redundancy and equipment solutions for network reliability for domestic and export markets will help us achieve higher growth potential.

Your management is confident that these products and technologies will help to create substantial growth opportunities for the Company.

### Marketing

The Company is focused on expanding its global marketing network and building a larger base of associates / distributors and re-sellers, through which it can sell its products, on a worldwide basis. The Company has its equipment successfully installed in over 110 countries now.

### Threats

The COVID-19 virus has disrupted production and sales for a few months and broken supply chains causing some delays in closing projects. The availability of vaccine to fight this virus is imperative. The virus in the meantime is causing supply chain disruptions and delays and reduced productivity.

Additionally, the communication sector, being a high technology-intensive business is prone to rapid technological obsolescence. To cope with an ever changing dynamic and highly competitive communications business environment, Valiant is innovating and evolving rapidly; offering technically advanced and competitively priced products, solutions and applications to the demanding international customers, while competing with some of the best businesses in the communication field, in the world.

### COVID-19 Pandemic

The COVID-19 outbreak from China was declared a pandemic by World Health Organisation in the last quarter of the financial year, causing a social and economic turbulence. We have taken actions to ensure safety, health and well-being of our employees and their respective families.

### Important disclosure

With reference to the SEBI Circular SEBI/HO/CFD/CMD1/CIR/P/2020/84 dated 20 May 2020, the pertinent important disclosure are provided below.



#### Impact of COVID-19 pandemic on the business

The Company's manufacturing facilities remained shut from 23 March 2020 due to lockdown and re-opened w.e.f. 04 May 2020.

#### Ability to maintain operations

The Company has restarted operations with available workforce, since 04 May 2020, adhering to the safety norms prescribed by Government of India.

#### Schedule, if any, for restarting the operations

The Company has restarted operations in accordance with the guidelines stipulated by the Ministry of Home Affairs (MHA) of the Government of India.

#### Steps taken to ensure smooth functioning of operations

The Company is taking utmost care of its staff and work force like sanitization, social distancing, mandatory mask wearing, thermal check at entrance, maintaining proper hygiene etc.

#### Estimation of the future impact of COVID-19 on its operations

The demand for the Company's products is expected to be lower in the short term, though the same is not likely to have a continuing impact. In addition to this, the Company may face logistic challenges specifically in exports.

#### Details of impact of COVID-19 on

##### Capital and financial resources

The Company and all its subsidiaries use equity capital and retained earnings as source of financial resources with no exposure of any kind of borrowing.

##### Profitability

The profitability is likely to be adversely impacted in short-term. However, in view of forthcoming opportunities, where the Company has, direct or indirect participation, it is expected to be stabilize in mid-term.

##### Liquidity position

The liquidity position is healthy and comfortable.

As on 31 March 2020, the liquidity position at group level has improved to INR 970 lac Vs. INR 838 lac.

The Current Assets ratio also stands healthy at 9.17 times.

The contingent liability is also reduced to Nil with favorable order from statutory authorities.

##### Ability to service debt and other financing arrangements

The Company and all its subsidiaries, are absolutely debt free.

##### Assets

The Company does not see incremental risk to recoverability of assets (investments, Receivables, etc.) given the measures being taken to mitigate the COVID-19 situation.

##### Internal financial reporting and control

There is also no impact on internal financial controls due to the COVID-19 situation.

#### Supply chain

The Company has maintained sufficient inventory of raw material of all key components, which shall be sufficient to meet demand in short-term to mid-term.

#### Demand for its products/services

Further, the Management has carried out its initial assessment of the likely adverse impact on economic environment at Group level, in general and financial risk. The Group is in the business of manufacturing of "Communication Equipment" primarily for power utilities / other utilities and engaged in its allied services, which are connected with activities that are fundamental to all economy.

The demand for the Group's products is expected to be lower in the short term, though the same is not likely to have a continuing impact on the business of the Group.

#### Existing contracts/agreements where non-fulfilment of the obligations by any party will have significant impact on the listed entity's business

None

#### Future Prospects

The Company is clearly focused towards the design and development of communication transmission, synchronization and cyber security equipment and solutions, for the national and international communication marketplace. With the continuous introduction of new products and technologies, Valiant is focused on marketing, distribution and support of its product range.

The Company is in the process of introducing many new products during the year 2020-2021 for Power Utilities, Smart Grid, SCADA and Secure Communications and applications. Some of these products are already deployed in various networks, worldwide. A series of new products based on advanced secure Ethernet / IP / high-speed data communication technologies are further being introduced.

#### Outlook

The Company continues to design, develop and introduce new products and strengthen its marketing network, worldwide. The introduction of new products and technologies are expected to help to increase export sales growth in the current year. The Company has introduced many new products during the past one year and is confident that these new products will help to increase its sales and performance in the current year ending 31 March 2021.

With the focus on developing new solutions for the fast-growing Power Utility and Transportation Sectors such as the Railways and Metro, the company continues to make rapid advancements both in technology upgradation and expanding its marketing footprint so that it can have a higher value share in both of these sectors. Valiant now offers communication, synchronization and cyber security equipment and solutions for Power Utilities, Airports, Railways, Cellular Networks / Mobile operators, Corporate networks and Individuals.

These products are already being deployed in various networks, worldwide. A series of new products based on advanced technologies are being introduced in the current financial year. We believe that these new products will help to create growth opportunities for the company.

#### Segment-wise Performance

During the year 2019-20, the 58% (previous year: 64%) of operating revenue comes from the India, while the 17% (previous year: 15%) and 6% (previous year: 9%) is from the US and European market respectively. The balance 19% (previous year: 12%) of the sales is contributed from the rest of the world.

#### Risk and Concerns

Risk is an inherent aspect of every business. The communication sector being part of a rapidly changing technology orbit, the level of risk increases due to high technology obsolescence. However, continuous technological innovation, product development, value additions by research and development can minimize this class of business risk. Effective reporting and control mechanisms ensure timely information availability and facilitate proactive risk management.

Since the capital structure of the Company consists of only equity share capital without having any loan (neither secured nor unsecured), the degree of financial risk is almost negligible.

The business in Indian environment has long gestation period and inherited execution delays, consequently causes volatility in revenue recognition and profit figures in financial statements.

Further, in view of Industrial trend in India, the Company may face the delay in debtors realization, which may have an adverse impact on cash position of the Company in short-term. Consequently, the Company may face challenges to maintain the working capital requirements in view of upcoming larger opportunities.

The Company may also face challenges to meet the requisite financial criteria of tender based business, for which Company has to rely on other larger business entities, which may have an adverse impact on margins.

The Board of Directors is responsible for monitoring risk levels on various parameters and their implementation to ensure the de-risking of the business at various levels. Further, the Audit Committee provides the direction on the risk management.

#### Internal Control System

The Company has an adequate system of internal controls, implemented by the management to achieve efficiency in operations, optimum utilization of resources, effective monitoring of systems and compliance with applicable laws.

A qualified and independent Audit Committee of the Board of Directors reviews the internal audit reports and the adequacy of internal controls.

#### Exchange Rate Fluctuation

The functional currency of your Company is the Indian rupee, whereas substantial business receipts and payments are in foreign currencies. The exchange rate between the rupee and foreign currencies have been changing substantially, and your Company faces the risks associated with exchange rate fluctuation and translation effect, wherein the appreciation of the rupee against foreign currencies, adversely impacts its profitability and operating results.

#### Human Resources

Human resource is most precious asset of your Company and the Company seeks to attract and retain the best talent available. The Company provides an environment, which encourages initiatives, innovative thinking and recognizes and rewards performance. Since the Company operates in state-of-the-art technologies, necessary training and development of its personnel are conducted on a continuous basis. Industrial relations with all employees are cordial. The Directors' Report may be referred for any further details.

#### Shareholders' Fund

A statement of Shareholders' Fund based on consolidated financial statements as on 31 March 2020 along with the comparison with previous two years is given below:

(In ₹)

Particulars	Year ended on 31 March 2020 (Audited)	Year ended on 31 March 2019 (Audited)	Year ended on 31 March 2018 (Audited)
Equity Paid-up Capital	7,22,34,600	7,22,34,600	7,22,34,600
Other Equity	24,48,91,750	24,39,10,645	24,10,48,201
<b>Shareholders Fund / Equity</b>	<b>31,71,26,350</b>	<b>31,61,45,245</b>	<b>31,32,82,801</b>
<b>Book Value (per equity share)</b>	<b>₹ 43.90/-</b>	<b>₹ 43.77/-</b>	<b>₹ 43.37/-</b>

#### Financial and Operational Performance

The Company has posted its annual revenue (net) figures at ₹ 1,766 lac (previous year: ₹ 1,846 lac). The total revenue of the Company has been dropped by 4% on annual basis.

The Company has recorded annual EBITDA Profit at ₹ 159 lac Vs. ₹ 217 lac on year on year basis.

The other income is increased from ₹ 31 lac to ₹ 49 lac on annual basis.

The Company has suffered net loss of ₹ 20 lac Vs. net profit of ₹ 29 lac on year on year basis.

At consolidated level, the net revenue of the Group is increased by 3% to ₹ 1,968 lac from ₹ 1,914 lac on annual basis. The annual EBITDA Profit stands at ₹ 179 lac Vs. ₹ 232 lac on year on year basis Whereas, the reported net profit after taxes is ₹ 0.3 lac as compared to ₹ 43 lac on annual basis.

The Company has maintained its debt-free status throughout the reporting year.

### Significant Change in Financial Ratios

Based on the reported financial statements, following are the key financial ratios with respective variations:

Particulars	At standalone level			At consolidated level		
	31-03-2020	31-03-2019	Variation	31-03-2020	31-03-2019	Variation
Debtor Turnover	2.17	1.76	23%	2.35	1.82	29%
Inventory Turnover	2.15	2.66	-19%	2.40	2.76	-13%
Interest Coverage Ratio <sup>#</sup>	NA	NA	NA	NA	NA	NA
Current Ratio	9.43	9.29	2%	9.17	10.12	-9%
Debt Equity Ratio	0:1	0:1	-	0:1	0:1	-
EBITDA <sup>§</sup> Margin (%)	9%	12%	-25%	0.09	0.12%	-24%
Operating Profit Margin (%)	-2%	2%	-177%	0.00	0.03%	-114%
Net Profit Margin (%)	-1%	2%	-156%	0.00	0.02%	-99%
Return on Networth (%)	-1%	1%	-169%	0.00	0.01%	-99%

<sup>#</sup>As the Company is a debt free organization, the referred ratios are not applicable.

<sup>§</sup>EBITDA stands for Earnings before Interest, Tax, Depreciation and Amortization.

The drop in above reported margin ratios are primarily because of the reported drop in revenue and increase in cost pertaining to the employee benefits expense and the other operating costs.

During the year under review, the trade receivables have been reduced due to improved realization and whereas, the current liabilities have also reduced, which has collectively resulted a favorable impact on cash and bank balance.

In addition to above, there is an increase in 7.21% cost related to depreciation and amortization.

#### Cautionary Statement

The variation in turnover ratios are because of drop in average debtors but increase in average inventory.

Statements and Management Discussion and Analysis describing the Company's objectives and expectations may be forward looking, but within the meaning of applicable laws and regulations. Actual results may differ from those expressed in the statement.

## REPORT ON CORPORATE GOVERNANCE

### The Company's philosophy on Code of Governance

The Company's Board of Directors' responsibility is to govern the affairs of the Company for achievement of business success and the enhancement of long-term stockholders value with the highest standards of integrity and ethics. The Company's Board also considers the interests of other constituencies including the Company's employees, customers, suppliers and the communities in which it does business. The Company strives to set and achieve high standards of Corporate Governance. "Endeavor to maximization of long-term shareholders wealth" is the edifice on which the Corporate Governance initiative of Valiant is built on. The Company is of the view that transparency in management, best board practices and empowerment of shareholders are essential for maximizing shareholders value.

### Board of Directors

The primary functions of Board of Directors include:

- a. **Strategic and Operational planning:** Reviewing, understanding and approving Valiant's long-term strategic plans and annual operating plans and monitoring the implementation and execution of those plans.
- b. **Financial reporting:** Reviewing, understanding and approving Valiant's financial statements and reports and overseeing the establishment and maintenance of controls, process and procedures to promote accuracy, integrity and clarity in financial and other disclosures.
- c. **Governance, compliance and risk management:** Overseeing the establishment and maintenance of Valiant's governance and compliance processes and procedures to promote the conduct of Valiant's business with the highest standards of responsibility, ethics and integrity.

The policy of the Company is to have an optimum combination of Executive and Non-Executive Directors, to ensure the independent functioning of the Board.

The Board of Directors met four times on 16.05.2019, 14.08.2019, 14.11.2019 and 07.02.2020 during the financial year 2019-2020.

Details of the composition of the Board, category of the Directors and their attendance at Board Meetings and last Annual General Meeting (AGM), number of other directorships / other committee memberships held during the financial year 2019-2020, are given below:

Name of Directors	Board meetings attended During the year	Directorship in other Indian & overseas companies
Sh. I.M. Sood <i>Chairman &amp; Managing Director</i>	4	5
Sh. D.M. Sood <i>Executive Whole-time Director</i>	4	4
Sh. Gaurav Kaura <i>Independent Non-Executive Director</i>	4	-
Sh. Avinash Verma <i>Independent Non-Executive Director</i>	4	-
Sh. Sumit Mehta <i>Independent Non-Executive Director</i>	4	-
Ms. Neepa Chatterjee <i>Independent Non-Executive Director</i>	4	-

None of the directors holds any directorship in any other public listed company. All above disclosed 'other directorships' are being held in the other unlisted companies with no further committee membership liable to be reported. All directors of the Company had attended the last AGM.

The Board confirms that the Independent Directors fulfil the conditions specified in the Listing Regulations and that they are Independent of the management.

The agenda is circulated well in advance to the Board members, along with comprehensive background information on the items in the agenda to enable the Board to arrive at appropriate decisions. The information as required under Securities and Exchange Board of India (Listing Obligations and Disclosure Requirements) Regulations, 2015 ("the Listing Regulations") is made available to the Board. The Board also reviews the declarations made by the Managing Director and Chief Financial Officer regarding compliance with all applicable laws, on a quarterly basis.

### Separate Meeting of Independent Directors

A separate meeting of Independent Directors of the Company, without the attendance of Non-Independent Directors and members of management, was held on 07 February 2020, as required under Schedule IV to the Companies Act, 2013 ("the Act") and the Listing Regulations. All Independent Directors have attended the meeting.

### Familiarization Programs

The details of familiarization programs imparted to independent directors, is uploaded on the Company's website at the web link: <https://www.valiantcom.com/corporate/misc/misc.htm>

### Evaluation of Board Performance and Performance of its Committees and of Directors

The criteria of evaluation have been adequately explained in Directors' report.



### Skills / Expertise / Competencies of the Board of Directors

The following is the list of core skills / expertise / competencies identified by the Board of Directors as required in the context of the Company's business and that the said skills are available with the name of Directors:

- i) Knowledge on Company's businesses, policies and culture (including the Mission, Vision and Values) major risks / threats and potential opportunities and knowledge of the industry.  
– Mr. I. M. Sood, Mr. D. M. Sood and Mr. Avinash Verma
- ii) Behavioural skills - attributes and competencies to use their knowledge and skills to contribute effectively to the growth of the Company.  
– Ms. Neepa Chatterjee and Mr. Sumit Mehta
- iii) Business Strategy, Sales & Marketing, Corporate Governance, Foreign Exchange, Administration, Decision Making.  
– Ms. Neepa Chatterjee and Mr. D.M. Sood
- iv) Financial and Management skills.  
– Mr. Gaurav Kaura, Mr. D.M. Sood and Mr. Avinash Verma
- v) Technical / Professional skills and specialized knowledge in relation to Company's business (communication equipment)  
– Mr. I. M. Sood, Mr. D. M. Sood and Mr. Avinash Verma

### Audit Committee

As a measure of good Corporate Governance and to provide assistance to the Board of Directors in fulfilling the Board's oversight responsibilities, an independent Audit Committee has been constituted.

The powers, roles and terms of reference of the Audit Committee cover the areas as specified under the Listing Regulations and the Act, 2013 besides other terms as may be referred by the Board. The functions of the Audit Committee include reviewing the Company's financial reporting process, disclosure norms, internal control systems, accounting policies and practices as well as quarterly / half-yearly / yearly financial statements of the Company, its subsidiaries on standalone as well as consolidated basis. It approves the appointment of Chief Financial Officer, recommends appointment of Statutory Auditors, fixes audit fees and reviews matters required to be included in the Directors' Responsibility Statements, disclosures of related party transactions, internal control systems, timely discussions with auditors regarding critical accounting policies, practices, reporting issues and judgements, scope for observations of the auditors and adequacy of the internal audit function.

The members of the Audit Committee met four times on 16.05.2019, 14.08.2019, 14.11.2019 and 07.02.2020 during the financial year 2019-2020.

Details of the composition of the Audit Committee and their attendance at Audit Committee meetings are given below:

Name of the member	Category	Meeting Attended
Sh. Gaurav Kaura	Chairman	4
Sh. Avinash Verma	Member	4
Sh. D.M. Sood	Member	4
Sh. Sumit Mehta	Member	4
Ms. Neepa Chatterjee	Member	4

### CEO/ CFO Certification

The CEO and CFO have certified, in terms of the regulation 17(8) of Listing Regulations, to the Board inter-alia that the financial statements present a true and fair view of the Company's affairs and are in compliance with applicable accounting standards.

### Stakeholder Relationship Committee

To focus on the shareholders' grievances towards strengthening investor relations, the Board has constituted the Stakeholder Relationship Committee under the Chairmanship of Mr. Gaurav Kaura, an Independent Non-Executive Director with other Independent Non-Executive Directors namely, Mr. Avinash Verma, Mr. Sumit Mehta, Ms. Neepa Chatterjee, and an Executive Director, Mr. D.M. Sood.

The powers, roles and terms of reference of the Stakeholder Relationship Committee are in compliance with the provisions of the Listing Regulations and the Act, 2013.

The Company received a total of ten complaints regarding change of addresses of shareholders, non-receipt of Annual Report / Transfer of Shares / Dematerialization etc. All complaints were attended to the satisfaction of the investors.

Mr. Manish Kumar, Company Secretary, has been appointed as Compliance Officer within the meaning of Listing Regulations.

### Nomination and Remuneration Committee

The Nomination and Remuneration Committee consists of four Independent Non-Executive Directors with following details:

Name of the member	Category	No. of Meeting Attended
Sh. Gaurav Kaura	Chairman	1
Sh. Avinash Verma	Member	1
Sh. Sumit Mehta	Member	1
Ms. Neepa Chatterjee	Member	1

The members of the Committee met on 07 February 2020 during the financial year 2019-2020.

The broad terms of reference of the committee:

- Evaluate the performance including extension of contract, of executive directors (EDs). The NRC would set the performance measures of EDs and evaluate their performance annually.
- Recommend the remuneration for the EDs based on evaluation.
- Evaluate the performance including extension of the employment of senior management (one level below the EDs).
- Recommend the remuneration of the senior management, in whatever form, based on the evaluation.
- Evaluate the need for EDs and recommend their appointment.
- Identify all critical positions in the company among the EDs and senior management and review progress of succession plans.
- Recommend to the Board the policy relating to the remuneration of directors and key management personnel.

8. Lay down criteria for selecting new non-executive directors (NEDs) based on the requirements of the organization.
9. Carry out evaluation of the performance of the NEDs and defining the system for linking remuneration of NEDs to evaluation.
10. Review succession plan for those NED positions that are likely to be vacant during the year.
11. Review and approve the Code of Conduct for the company.
12. Review and approve the disclosures of the committee in the annual report.
13. Devise a policy relating to human resources, including diversity.
14. Review and modify these terms of reference on a need basis.
15. Any other matter as may be assigned by the Board of Directors.

### Remuneration Policy

The Remuneration Policy has been adequately explained in Directors' report.

### Details of Remuneration Paid to Directors

The remuneration of Executive Directors is decided by the Board based on the recommendations of the Remuneration Committee as per remuneration policy, within the ceiling fixed by the shareholders.

(in ₹)

Name & Category	Annual Salary	Directors' Fees paid	Service Contract
Sh. I.M. Sood <i>Chairman &amp; Managing Director</i>	34,85,000	Nil	Up to 16/08/2022
Sh. D.M. Sood <i>Executive Whole-time Director</i>	31,39,000	Nil	Up to 30/11/2022
Ms. Neepa Chatterjee <i>Independent Non-Executive Director</i>	Nil	40,000	Not Applicable
Sh. Gaurav Kaura <i>Independent Non-Executive Director</i>	Nil	40,000	Not Applicable
Sh. Avinash Verma <i>Independent Non-Executive Director</i>	Nil	40,000	Not Applicable
Sh. Sumit Mehta <i>Independent Non-Executive Director</i>	Nil	40,000	Not Applicable

The Company has not paid any allowance, perquisite commission etc. to its Executive Directors. Further, no stock options have been allotted to any Director(s) during the financial year under consideration.

For any termination of contract, the applicable notice period is one month for all Executive Directors.

The Company has no other pecuniary relationship or transactions with Non-Executive Directors.

As on 31 March 2020, none of Non-Executive Independent Directors holds any share in the Company except Ms. Neepa Chatterjee. She holds 36,310 (0.50%) equity shares as on reporting date.

### Directors Inter-se Relations

Mr. Inder Mohan Sood, Managing Director and Mr. Davinder Mohan Sood, Director, are brothers. There is no other relationship between directors inter-se.

### General Body Meeting

The details of Annual General Meetings held in the last 3 years are as under:

Particulars	Date and Time	Venue
26 <sup>th</sup> Annual General Meeting	September 25 <sup>th</sup> 2019 at 9.30 a.m.	A7/523, Mundka Village New Delhi 110041
25 <sup>th</sup> Annual General Meeting	September 28 <sup>th</sup> 2018 at 9.30 a.m.	96/4, Post & Village, Tikri Kalan, New Delhi 110041
24 <sup>th</sup> Annual General Meeting	September 29 <sup>th</sup> 2017 at 9.30 a.m.	96/4, Post & Village, Tikri Kalan, New Delhi 110041

During the previous three years, the Company has passed special resolution(s) in 26<sup>th</sup> AGM; however, no resolution was passed by way of postal ballot. There is no proposed special resolution to be passed by way of postal ballot.

### Disclosures

- a. There were no transactions of the Company which is / are of material nature with its Directors or relatives that may have potential conflict with the interest of the Company at large.
- b. There were no cases of non-compliance by the Company and no penalties, no strictures were imposed on the Company by the Stock Exchanges or the SEBI or any other statutory authority on any matter related to capital markets, during the last three years.
- c. The Board has implemented the whistle-blower policy and no personnel has been denied access to the audit committee.
- d. The Company has complied with all mandatory requirements of Listing Regulations, whereas, the non-mandatory requirement(s), have not been adopted specifically.
- e. The Audit Committee reviews the financial statements of subsidiaries of the Company. It also reviews the investments made by such subsidiaries, the statement of all significant transactions and arrangements entered into by the subsidiaries, if any, and the compliances of each materially significant subsidiary on a periodic basis. The minutes of board meetings of the subsidiary companies are placed before the Board of the Company for review.
- f. The policy on material subsidiaries, as approved by the Board, can be accessed at the web-link: <https://www.valiantcom.com/corporate/cp/material-subsiary-policy.pdf>
- g. The policy on dealing with related party transactions, as approved by the Board, is uploaded on the Company's website at the web-link: <https://www.valiantcom.com/corporate/cp/materiality-related-party.pdf>
- h. The business activities of the Company are not directly exposed to any commodity price risks and accordingly, the Company did not enter in any commodity hedging activities.
- i. During the financial year under reporting, the Board has accepted all the recommendations of its Committees.
- j. The Company has followed all relevant Accounting Standards notified by the Companies (Indian Accounting Standards) Rules, 2015 while preparing Financial Statements.

- k. Disclosure with respect to demat suspense account/ unclaimed suspense account: Not applicable.
  - l. The Company has duly complied with the requirements specified in Regulations 17 to 27 and Clauses (b) to (i) of sub-regulation (2) of Regulation 46 of the Listing Regulations.
  - m. Particulars of Directors seeking appointment / re-appointment at the ensuing Annual General Meeting have been provided in the Notice of the Annual General Meeting.
  - n. A certificate from a Company Secretary in practice has been received stating that none of the directors on the Board of the Company have been debarred or disqualified from being appointed or continuing as directors of companies by SEBI/Ministry of Corporate Affairs or any such statutory authority.
  - o. Total fees for all services paid by the Company and its subsidiaries, on a consolidated basis, to the statutory auditor and all entities in the network firm/network entity of which the statutory auditor is a part: ₹ 4.05 lac lakhs (previous year: ₹ 4.05 lac lakhs) excluding taxes.
  - p. The Company has not received any complaint of sexual harassment under the Sexual Harassment of Women at the Workplace (Prevention, Prohibition & Redressal) Act, 2013 during the financial year under reporting.
  - q. Certain information and disclosures under the Act, 2013 and Listing Regulations, have been provided either in Directors' Report or in Management Discussion Analysis or in other section of this report. The same can be referred for any further requisite information.
- c. **Date of Book Closure:** Thursday, 24 September 2020 to Wednesday, 30 September 2020 (both days inclusive)
  - d. **Stock Code:** Bombay Stock Exchange (BSE): 526775  
Demat ISIN Number in NSDL & CDSL: INE 760B01019
  - e. **Dividend:** In view of current and expected foreseeable growth opportunities, the Board of Directors intends to retain the financial resources of the Company and therefore, finds it prudent not to propose any dividend for the year under reporting.
  - f. **Listing of Shares :** The Stock Exchange on which the Company's equity shares are listed:  
  
BSE Limited, Mumbai, Phiroze Jeejeebhoy Towers,  
Dalal Street, Mumbai - 400 001  
  
Listing Fee: The Company has paid, till date, the listing fees of BSE Limited, Mumbai, for the year 2019-2020 and 2020-2021.
  - g. **Share Transfer System**  
The transfer is processed by the Registrar and Share Transfer Agent, Link Intime India (P) Ltd. and approved by Share Transfers Committee. The transfers are normally processed within 10-12 days from the date of receipt, if the documents are complete in all respects. The Company's shares in electronic form are transferable through the depository system.

#### Means of Communications

- a. The quarterly / half yearly / annual financial results are submitted to the Stock Exchanges and published in the leading national daily newspapers Financial Express and Jansatta, in English and in vernacular language respectively.

In addition to the above, the Company's quarterly, half-yearly and annual audited financial results and other statutory filings are also available on [www.bseindia.com](http://www.bseindia.com) and the web portal of the Company at [www.valiantcom.com](http://www.valiantcom.com).

- b. Official news releases and presentations, if any, made to Institutional Investors and Analysts are posted on the Company's website.
- c. The Management Discussion and Analysis is a part of Annual Report.

#### Shareholders' Information

##### a. Annual General Meeting (AGM)

The 27<sup>th</sup> AGM of the Company will be held on Wednesday, 30 September 2020 at 9:30 a.m. (IST) through VC / OAVM pursuant to the MCA Circular dated 05 May 2020 and as such there is no requirement to have a venue for the AGM. For details, please refer to the Notice of this AGM.

- b. **Financial Calendar:** 1<sup>st</sup> April to 31<sup>st</sup> March

##### h. Registrar and Share Transfer Agent

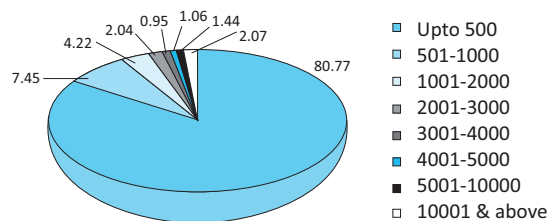
M/s. Link Intime India (P) Ltd. has been appointed as Registrar & Share Transfer Agent for all works relating to share registry in terms of both physical and electronic mode. All transfers, transmissions, requests related to correspondence / queries, intimation of change of address and dividend mandate, etc., should be addressed to our RTA directly at the following address:

Link Intime India (P) Ltd.  
Noble Heights, 1<sup>st</sup> floor, Plot No NH-2, C-1 Block,  
LSC, Near Savitri Market, Janakpuri,  
New Delhi – 110058  
Telephone no. +91-11-4141 0592

i. Distribution of Shareholding  
(as on 31 March 2020)

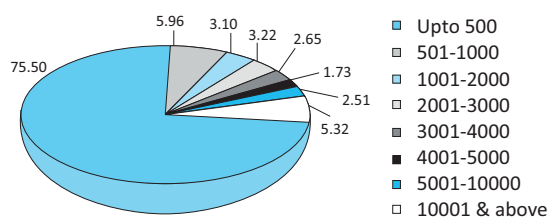
No. of equity shares held	No. of Shareholders	% of Shareholders
Up to 500	2,970	80.77
501-1000	274	7.45
1001-2000	155	4.22
2001-3000	75	2.04
3001-4000	35	0.95
4001-5000	39	1.06
5001-10000	53	1.44
10001 & above	76	2.07
<b>Total</b>	<b>3,677</b>	<b>100.00</b>

Distribution of Shareholders



No. of equity shares held	No. of Shares held	% of Shares held
Up to 500	4,30,342	5.96
501-1000	2,24,282	3.10
1001-2000	2,32,745	3.22
2001-3000	1,91,482	2.65
3001-4000	1,24,816	1.73
4001-5000	1,81,259	2.51
5001-10000	3,84,470	5.32
10001 & above	54,54,064	75.50
<b>Total</b>	<b>72,23,460</b>	<b>100.00</b>

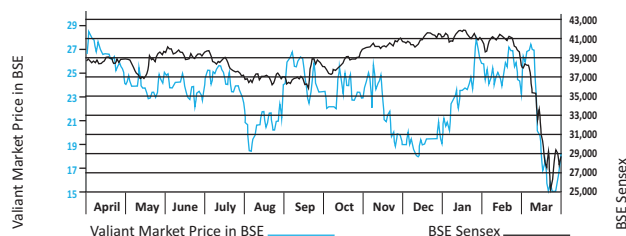
Distribution of Total Shareholding



j. Market Price Data: High / Low during each month in financial year 2019-2020\*

Month	Valiant' market price in BSE	
	High	Low
April-19	29.45	24.00
May-19	27.25	22.60
June-19	26.00	22.00
July-19	26.95	22.10
August-19	25.05	17.60
September-19	27.50	22.00
October-19	26.60	21.70
November-19	26.30	18.00
December-19	21.25	15.65
January-20	31.55	18.90
February-20	27.50	22.10
March-20	28.95	14.20

Valiant Market Price Vs. BSE Sensex\*

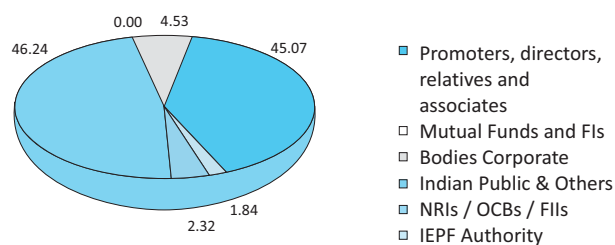


\*Data Source – official website of BSE Ltd. [www.bseindia.com](http://www.bseindia.com)

k. Shareholding Pattern(as on 31 March 2020)<sup>#</sup>

Categories	No. of Shares	Shareholding in %
Promoters and Promoters' Group <sup>§</sup>	33,40,030	46.24
Mutual funds and FIs	350	0.00
Bodies Corporate	3,27,185	4.53
Indian public & others	32,55,234	45.07
NRIs/OCBs/FIIs	1,67,922	2.32
IEPF Authority	1,32,739	1.84
<b>Total</b>	<b>72,23,460</b>	<b>100.00</b>

Shareholding Distribution



Note: <sup>#</sup>The Company has issued only one class of shares / securities i.e., fully paid-up equity shares.

<sup>§</sup>The entire shareholding of Promoter and Promoter's Group is free from any kind of encumbrance.



**l. Dematerialisation of shares and Liquidity**

The Company's equity shares are in demat trading segment and the Company has established connectivity with both NSDL and CDSL by signing the necessary agreements. As on 31 March 2020, 97.83% (previous year: 97.75%) of the outstanding equity shares of the Company have been dematerialized.

**m. Foreign exchange risk**

The functional currency of your Company is the Indian rupee, whereas a substantial part of the business receipts and payments are in foreign currencies. The Company may face the risks associated with exchange rate fluctuation and translation effect, wherein the appreciation of the rupee against foreign currencies, adversely impacts its profitability and operating results. The Company did not enter in any hedging activities.

**n. Address for Factory / Correspondence:**

Valiant Communications Ltd.  
71/1, Shivaji Marg,  
New Delhi – 110 015, India

**o. Compliance Officer**

Mr. Manish Kumar, Company Secretary  
Valiant Communications Ltd.

---

**AUDITOR'S CERTIFICATE ON CORPORATE GOVERNANCE**

To the Members of Valiant Communications Limited,

We have examined the compliance of conditions of corporate governance by Valiant Communications Limited (the Company), for the year ended on 31 March 2020 as stipulated in Chapter IV of Securities and Exchange Board of India (Listing Obligations and Disclosure Requirements) Regulations, 2015 pursuant to the Listing Agreement of the said Company with stock exchanges.

The compliance of the conditions of Corporate Governance is the responsibility of the Company's management. Our examination was limited to the procedures and implementation thereof, adopted by the Company for ensuring the compliance of the conditions of Corporate Governance. It is neither an audit nor an expression of an opinion on the financial statements of the Company.

In our opinion and to the best of our information and according to the explanations given to us, the Company has complied with the conditions of Corporate Governance as stipulated in above mentioned Securities and Exchange Board of India (Listing Obligations and Disclosure Requirements) Regulations, 2015.

We state that no investor grievances are pending for a period exceeding one month against the Company as per the records maintained by the Stakeholder Relationship Committee.

We further state that such compliance is neither an assurance as to the future viability of the Company nor the efficiency or effectiveness with which the management has conducted the affairs of the Company.

For and on behalf of  
Pawan Nanak Bansal & Co.  
Chartered Accountants  
Firm Registration No. 008953C

Alok Jain  
Partner  
Membership No. 510960  
UDIN: 20510960AAAABU7884

New Delhi, 12 June 2020

---

## INDEPENDENT AUDITOR’S REPORT

To the Members of Valiant Communications Limited

### Report on the Audit of the Standalone Financial Statements

#### Opinion

We have audited the Standalone Financial Statements of Valiant Communications Limited (“the Company”), which comprise the Balance Sheet as at 31 March 2020, and the Statement of Profit and Loss (including Other Comprehensive Income), the Cash Flow Statement and the Statement of Changes in Equity for the year then ended, and notes to the Standalone Financial Statements, including a summary of significant accounting policies and other explanatory information (hereinafter referred to as “the standalone financial statements”)

In our opinion and to the best of our information and according to the explanations given to us, the aforesaid standalone financial statements give the information required by the Companies Act, 2013 (“the Act”) in the manner so required and give a true and fair view in conformity with the accounting principles generally accepted in India, of the state of affairs of the Company as at 31 March 2020, and Loss (including Other Comprehensive Income), its Cash Flows and the Changes in Equity for the year ended on that date.

#### Basis for Opinion

We conducted our audit in accordance with the Standards on Auditing (SAs) specified under Section 143(10) of the Act. Our responsibilities under those SAs are further described in the Auditor's Responsibilities for the Audit of the Standalone Financial Statements section of our report. We are independent of the Company in accordance with the Code of Ethics issued by the Institute of Chartered Accountants of India together with the ethical requirements that are relevant to our audit of the standalone financial statements under the provisions of the Act and the Rules thereunder, and we have fulfilled our other ethical responsibilities in accordance with these requirements and the Code of Ethics. We believe that the audit evidence we have obtained is sufficient and appropriate to provide a basis for our opinion.

#### Key Audit Matters

Key audit matters ('KAM') are those matters that, in our professional judgement, were of most significance in our audit of the standalone financial statements of the current period. These matters were addressed in the context of our audit of the standalone financial statements as a whole, and in forming our opinion thereon, and we do not provide a separate opinion on these matters.

#### Revenue recognition

The Key Audit Matter	How our audit addressed the KAM
As described in Note 3.11 to the standalone financial statements, the revenue standard establishes a comprehensive framework for determining whether, how much and when revenue is recognized. The standard mandates robust disclosures in respect of revenue and periods over which the remaining performance obligations will be satisfied subsequent to the balance sheet date.	Our audit procedures, include – <ul style="list-style-type: none"> <li>• Evaluated the systems, processes and internal controls relating to implementation of the revenue accounting standard;</li> <li>• Evaluated the identification of performance obligations and the ascribed transaction price;</li> <li>• Evaluated the detailed analysis performed by management on revenue streams by selecting samples for the existing contracts with customers and considered revenue recognition policy in the current period in respect of those revenue streams; and</li> <li>• Evaluated the appropriateness of the disclosures provided under the revenue standard and assessed the completeness and mathematical accuracy of the relevant disclosures.</li> </ul>

#### Other Information

The Company's management and Board of Directors are responsible for the other information. The other information comprises the information included in the Company's annual report, but does not include the standalone financial statements and our auditors' report thereon.

Our opinion on the standalone financial statements does not cover the other information and we do not express any form of assurance conclusion thereon.

In connection with our audit of the standalone financial statements, our responsibility is to read the other information and, in doing so, consider whether the other information is materially inconsistent with the standalone financial statements or our knowledge obtained in the audit or otherwise appears to be materially misstated. If, based on the work we have performed, we conclude that there is a material misstatement of this other information; we are required to report that fact. We have nothing to report in this regard.

### **Management's responsibility for the Standalone Financial Statements**

The Company's management and Board of Directors are responsible for the matters stated in Section 134(5) of the Act with respect to the preparation of these standalone financial statements that give a true and fair view of the state of affairs, profit/loss (including Other Comprehensive Income), the Cash Flow Statement and the Statement of Changes in equity of the Company in accordance with the accounting principles generally accepted in India, including the Indian Accounting Standards (Ind AS) specified under section 133 of the Act. This responsibility also includes maintenance of adequate accounting records in accordance with the provisions of the Act for safeguarding of the assets of the Company and for preventing and detecting frauds and other irregularities; selection and application of appropriate accounting policies; making judgements and estimates that are reasonable and prudent; and design, implementation and maintenance of adequate internal financial controls that were operating effectively for ensuring the accuracy and completeness of the accounting records, relevant to the preparation and presentation of the standalone financial statements that give a true and fair view and are free from material misstatement, whether due to fraud or error.

In preparing the standalone financial statements, management and Board of Directors are responsible for assessing the Company's ability to continue as a going concern, disclosing, as applicable, matters related to going concern and using the going concern basis of accounting unless management either intends to liquidate the Company or to cease operations, or has no realistic alternative but to do so.

The Board of Directors is also responsible for overseeing the Company's financial reporting process.

### **Auditor's Responsibilities for the Audit of the Standalone Financial Statements**

Our objectives are to obtain reasonable assurance about whether the standalone financial statements as a whole are free from material misstatement, whether due to fraud or error, and to issue an auditor's report that includes our opinion. Reasonable assurance is a high level of assurance, but is not a guarantee that an audit conducted in accordance with SAs will always detect a material misstatement when it exists. Misstatements can arise from fraud or error and are considered material if, individually or in the aggregate, they could reasonably be expected to influence the economic decisions of users taken on the basis of these standalone financial statements.

As part of an audit in accordance with SAs, we exercise professional judgement and maintain professional skepticism throughout the audit.

We also:

- Identify and assess the risks of material misstatement of the standalone financial statements, whether due to fraud or error, design and perform audit procedures responsive to those risks, and obtain audit evidence that is sufficient and appropriate to provide a basis for our opinion. The risk of not detecting a material misstatement resulting from fraud is higher than for one resulting from error, as fraud may involve collusion, forgery, intentional omissions, misrepresentations, or the override of internal control.
- Obtain an understanding of internal control relevant to the audit in order to design audit procedures that are appropriate in the circumstances. Under Section 143(3)(i) of the Act, we are also responsible for expressing our opinion on whether the company has adequate internal financial controls with reference to standalone financial statements in place and the operating effectiveness of such controls.
- Evaluate the appropriateness of accounting policies used and the reasonableness of accounting estimates and related disclosures made by management.
- Conclude on the appropriateness of management's use of the going concern basis of accounting and, based on the audit evidence obtained, whether a material uncertainty exists related to events or conditions that may cast significant doubt on the Company's ability to continue as a going concern. If we conclude that a material uncertainty exists, we are required to draw attention in our auditor's report to the related disclosures in the standalone financial statements or, if such disclosures are inadequate, to modify our opinion. Our conclusions are based on the audit evidence obtained up to the date of our auditors' report. However, future events or conditions may cause the Company to cease to continue as a going concern.
- Evaluate the overall presentation, structure and content of the standalone financial statements, including the disclosures, and whether the standalone financial statements represent the underlying transactions and events in a manner that achieves fair presentation.

We communicate with those charged with governance regarding, among other matters, the planned scope and timing of the audit and significant audit findings, including any significant deficiencies in internal control that we identify during our audit.

We also provide those charged with governance with a statement that we have complied with relevant ethical requirements regarding independence, and to communicate with them all relationships and other matters that may reasonably be thought to bear on our independence, and where applicable, related safeguards.

From the matters communicated with those charged with governance, we determine those matters that were of most significance in the audit of the standalone financial statements of the current period and are therefore the key audit matters. We describe these matters in our auditors' report unless law or regulation precludes public disclosure about the matter or when, in extremely rare circumstances, we determine that a matter should not be communicated in our report because the adverse consequences of doing so would reasonably be expected to outweigh the public interest benefits of such communication.

**Report on Other Legal and Regulatory Requirements**

1. As required by the Companies (Auditor's Report) Order, 2016 ("the Order") issued by the Central Government of India in terms of sub-section 11 of section 143 of the Act, we give in the "Annexure-I", a statement on the matters specified in paragraphs 3 and 4 of the Order. To the extent applicable, that:
2. As required by section 143(3) of the Act, we report that:
  - a) We have sought and obtained all the information and explanations which to the best of our knowledge and belief were necessary for the purpose of our audit;
  - b) In our opinion, proper books of account as required by law have been kept by the Company so far as it appears from our examination of those books;
  - c) The Standalone Balance Sheet, the Standalone Statement of Profit and Loss (including Other Comprehensive Income), the Standalone Cash Flow Statement and the Standalone Statement of Changes in equity dealt with by this Report are in agreement with the books of account;
  - d) In our opinion, the aforesaid Standalone financial statements comply with the Ind AS specified under Section 133 of the Act.
  - e) On the basis of the written representations received from the directors as on 31 March 2020 taken on record by the Board of Directors, none of the directors is disqualified as on 31 March 2020 from being appointed as a director in terms of Section 164(2) of the Act;
  - f) With respect to the adequacy of the internal financial controls with reference to the financial statements of the Company and the operating effectiveness of such controls, refer to our separate report in "Annexure-II";
  - g) With respect to the other matters to be included in the Auditor's Report in accordance with Rule 11 of the Companies (Audit and Auditors) Rules, 2014, in our opinion and to the best of our information and according to the explanations given to us:
    - i. the Company did not have any contingent liability as at 31 March 2020 - Refer to Note 23.1 to the standalone financial statements;
    - ii. the Company did not have any long-term contracts including derivative contracts for which there were any material foreseeable losses;
    - iii. there has been no delay in transferring amounts, required to be transferred, to the Investor Education and Protection Fund by the Company.
  - h) With respect to the matter to be included in the Auditors' Report under section 197(16):

In our opinion and according to the information and explanations given to us, the remuneration paid by the Company to its directors during the current year is in accordance with the provisions of Section 197 of the Act. The remuneration paid to any director is not in excess of the limit laid down under Section 197 of the Act. The Ministry of Corporate Affairs has not prescribed other details under Section 197(16) which are required to be commented upon by us.

For and on behalf of  
Pawan Nanak Bansal & Co.  
Chartered Accountants  
Firm Registration No. 008953C

Alok Jain  
Partner  
Membership No. 510960  
UDIN: 20510960AAAABQ8055

New Delhi, 12 June 2020



#### ANNEXURE-I TO THE INDEPENDENT AUDITOR'S REPORT

With reference to the Annexure-I referred to in Independent Auditors' Report to the members of the Company on the standalone financial statements for the year ended 31 March 2020, we report that the following:

1. a) The Company has maintained proper records showing full particulars, including quantitative details and situation of fixed assets.  
b) The fixed assets of the Company have been physically verified by the Management during the year and no material discrepancies have been noticed on such verification. In our opinion, the frequency of verification is reasonable.  
c) According to the information and explanations given to us and on the basis of our examination of the records of the Company, the title deeds of the immovable properties included in fixed assets are held in the name of the Company.
2. As explained to us, the inventories were physically verified during the year by the Management at reasonable intervals and no material discrepancies were noticed on physical verification.
3. The Company has not granted any loans, secured or unsecured to companies, firms, Limited Liability partnerships or other parties covered in the Register maintained under section 189 of the Act. Accordingly, paragraphs 3 (iii) (a), (b) and (c) of the Order are not applicable.
4. The Company has not granted any loans or made any investments, or provided any guarantees or security to the parties covered under Section 185 and 186 of the Act. Therefore, the provisions of Clause 3(iv) of the said Order are not applicable to the Company.
5. The Company has not accepted any deposits from the public as per directives issued by Reserve Bank of India and provisions of sections 73 to 76 of the Act or any other relevant provisions of the Act and rules framed thereunder. Accordingly, paragraph 3(v) of the Order is not applicable.
6. The Company is not required to maintain cost records as prescribed under section 148(1) of the Act.
7. a) The Company has been regular in depositing undisputed statutory dues, including Provident Fund, Employees' State Insurance, Income-tax, Duty of Customs, Cess, Goods and Services Tax and other material statutory dues applicable to it to the appropriate authorities.  
b) According to the information and explanations given to us, no undisputed amounts payable in respect of Provident Fund, Employees' State Insurance, Income tax, Duty of Customs, Cess, Goods and Services Tax and other material statutory dues were in arrears as at 31 March 2020 for a period of more than six months from the date they became payable.  
c) According to the information and explanations given to us, there are no material dues of Duty of Customs, Goods and Services Tax and Cess which have not been deposited with the appropriate authorities on account of any dispute.
8. According to the information and explanations given to us, the company has not taken any loan from any financial institution or bank or Government nor has issued any debentures; hence clause (viii) of paragraph 3 of the Order is not applicable.
9. The company did not raise any money by way of initial public offer or further public offer (including debt instruments) and term Loans during the year. Accordingly, paragraph 3 (ix) of the Order is not applicable to the Company.
10. According to the information and explanations given to us, no material fraud by the Company or on the Company by its officers or employees has been noticed or reported during the course of our audit.
11. According to the information and explanations given to us and based on our examination of the records of the Company, the Company has paid/provided managerial remuneration in accordance with the requisite approvals mandated by the provisions of section 197 read with Schedule V to the Act.
12. In our opinion and according to the information and explanations given to us, the Company is not a Nidhi company as prescribed under Section 406 of the Act; hence clause (xii) of paragraph 3 of the Order is not applicable.
13. In our opinion and according to the information and explanations given to us, the Company in compliance with the provisions of Sections 177 and 188 of the Act. The details of such related party transactions have been disclosed in the financial statements as required by the applicable Accounting Standards.
14. Based upon the audit procedures performed and the information and explanations given by the Company, the Company has not made any preferential allotment or private placement of shares or fully or partly convertible debentures during the year.

15. In According to the information and explanations given to us and based on our examination of the records of the Company, the company has not entered into any non-cash transactions with directors or persons connected with them. Accordingly, the provisions of clause 3(xv) of the Order are not applicable.
16. The company is not required to be registered under section 45-IA of the Reserve Bank of India Act, 1934. Accordingly, paragraph 3(xvi) of the Order is not applicable.

For and on behalf of  
Pawan Nanak Bansal & Co.  
Chartered Accountants  
Firm Registration No. 008953C

Alok Jain  
Partner  
Membership No. 510960  
UDIN: 20510960AAAABQ8055

New Delhi, 12 June 2020

---

## ANNEXURE - II TO THE INDEPENDENT AUDITOR'S REPORT OF EVEN DATE ON THE STANDALONE FINANCIAL STATEMENTS OF VALIANT COMMUNICATIONS LIMITED

### Report on the Internal Financial Controls under Clause (i) of Sub-section 3 of Section 143 of the Companies Act, 2013 ("the Act")

#### Opinion

We have audited the internal financial controls with reference to standalone financial statements of Valiant Communications Limited ("the Company") as of 31 March 2020 in conjunction with our audit of the financial statements of the Company for the year ended on that date.

In our opinion, the Company has, in all material respects, an adequate internal financial controls with reference to standalone financial statements and such internal financial controls were operating effectively as at 31 March 2020, based on the internal control with reference to standalone financial statements criteria established by the Company considering the essential components of internal control stated in the Guidance Note on Audit of Internal Financial Controls over financial reporting issued by the Institute of Chartered Accountants of India (the "Guidance Note").

#### Management's Responsibility for Internal Financial Controls

The Company's management is responsible for establishing and maintaining internal financial controls based on the internal financial control with reference to standalone financial statements criteria established by the Company considering the essential components of internal control stated in the Guidance Note. These responsibilities include the design, implementation and maintenance of adequate internal financial controls that were operating effectively for ensuring the orderly and efficient conduct of its business, including adherence to company's policies, the safeguarding of its assets, the prevention and detection of frauds and errors, the accuracy and completeness of the accounting records, and the timely preparation of reliable financial information, as required under the Companies Act, 2013.

#### Auditors' Responsibility

Our responsibility is to express an opinion on the Company's internal financial controls with reference to standalone financial statements based on our audit. We conducted our audit in accordance with the Guidance Note and the Standards on Auditing, prescribed under section 143(10) of the Companies Act, 2013, to the extent applicable to an audit of internal financial controls with reference to standalone financial statements. Those Standards and the Guidance Note require that we comply with ethical requirements and plan and perform the audit to obtain reasonable assurance about whether adequate internal financial controls with reference to standalone financial statements were established and maintained and whether such controls operated effectively in all material respects.

Our audit involves performing procedures to obtain audit evidence about the adequacy of the internal financial controls with reference to financial statements and their operating effectiveness. Our audit of internal financial controls with reference to financial statements included obtaining an understanding of internal financial controls with reference to financial statements, assessing the risk that a material weakness exists, and testing and evaluating the design and operating effectiveness of internal control based on the assessed risk. The procedures selected depend on the auditor's judgement, including the assessment of the risks of material misstatement of the financial statements, whether due to fraud or error.

---

We believe that the audit evidence we have obtained is sufficient and appropriate to provide a basis for our audit opinion on the Company's internal financial controls with reference to financial statements.

#### **Meaning of Internal Financial Controls with reference to standalone financial statements**

A company's internal financial control with reference to financial statements is a process designed to provide reasonable assurance regarding the reliability of financial reporting and the preparation of financial statements for external purposes in accordance with generally accepted accounting principles. A company's internal financial control with reference to financial statements includes those policies and procedures that (1) pertain to the maintenance of records that, in reasonable detail, accurately and fairly reflect the transactions and dispositions of the assets of the company; (2) provide reasonable assurance that transactions are recorded as necessary to permit preparation of financial statements in accordance with generally accepted accounting principles, and that receipts and expenditures of the company are being made only in accordance with authorizations of management and directors of the company; and (3) provide reasonable assurance regarding prevention or timely detection of unauthorized acquisition, use, or disposition of the company's assets that could have a material effect on the financial statements.

#### **Inherent Limitations of Internal Financial Controls with reference to standalone financial statements**

Because of the inherent limitations of internal financial controls with reference to financial statements, including the possibility of collusion or improper management override of controls, material misstatements due to error or fraud may occur and not be detected. Also, projections of any evaluation of the internal financial controls with reference to financial statements to future periods are subject to the risk that the internal financial control with reference to financial statements may become inadequate because of changes in conditions, or that the degree of compliance with the policies or procedures may deteriorate.

For and on behalf of  
Pawan Nanak Bansal & Co.  
Chartered Accountants  
Firm Registration No. 008953C

Alok Jain  
Partner  
Membership No. 510960  
UDIN: 20510960AAAABQ8055

New Delhi, 12 June 2020

## Valiant Communications Limited

## Balance Sheet as at 31 March 2020

All amounts are in ₹ unless otherwise stated

Particulars	Note	As at 31-03-2020	As at 31-03-2019
<b>ASSETS</b>			
<b>Non-current assets</b>			
(a) Property, plant and equipment	4(a)	4,06,25,952	4,23,97,992
(b) Other intangible assets	4(b)	2,38,43,443	2,37,66,908
(c) Intangible assets under development		57,87,500	20,17,500
(d) Right of use assets	4(c)	11,95,200	-
(e) Financial assets			
(i) Investments	5(a)	2,06,21,000	2,06,21,000
(ii) Loans	6	37,000	37,000
(f) Deferred tax assets (net)	15	12,26,975	4,19,478
(g) Income tax assets (net)	8	58,18,736	49,74,466
(h) Other non-current assets	9(a)	35,00,000	54,50,000
<b>Total non-current assets</b>		<b>10,26,55,806</b>	<b>9,96,84,344</b>
<b>Current assets</b>			
(a) Inventories	10	8,52,43,750	7,88,14,220
(b) Financial assets			
(i) Investments	5(b)	34,52,200	-
(ii) Trade receivables	11	7,35,93,386	8,94,62,049
(iii) Cash and cash equivalents	12(a)	2,35,40,461	3,52,89,846
(iv) Bank balances other than (iii) above	12(b)	3,34,36,807	1,84,85,602
(v) Other financial assets	7	12,52,368	7,29,662
(c) Income tax assets (net)		6,61,181	7,86,118
(d) Other current assets	9(b)	57,79,907	94,35,117
<b>Total current assets</b>		<b>22,69,60,060</b>	<b>23,30,02,614</b>
<b>Total assets</b>		<b>32,96,15,866</b>	<b>33,26,86,958</b>
<b>EQUITY AND LIABILITIES</b>			
<b>Equity</b>			
(a) Equity share capital	13	7,22,34,600	7,22,34,600
(b) Other equity	14	23,01,42,289	23,37,71,220
<b>Total equity</b>		<b>30,23,76,889</b>	<b>30,60,05,820</b>
<b>LIABILITIES</b>			
<b>Non-current liabilities</b>			
(a) Financial liabilities			
- Lease liabilities		12,52,080	-
(b) Provisions	18(a)	19,22,882	15,91,892
<b>Total non-current liabilities</b>		<b>31,74,962</b>	<b>15,91,892</b>
<b>Current liabilities</b>			
(a) Financial liabilities			
(i) Trade payables	16(a)		
- Outstanding dues of micro enterprises and small enterprises		-	35,60,330
- Outstanding dues of creditors other than micro and small enterprises		1,20,66,425	1,07,35,610
(ii) Other financial liabilities	16(b)	35,11,426	38,67,787
(b) Other current liabilities	17	84,86,164	54,07,974
(c) Provisions	18(b)	-	15,17,545
<b>Total current liabilities</b>		<b>2,40,64,015</b>	<b>2,50,89,246</b>
<b>Total equity and liabilities</b>		<b>32,96,15,866</b>	<b>33,26,86,958</b>

See accompanying notes to the financial statements

As per our report of even date  
For and on behalf of  
Pawan Nanak Bansal & Co.  
Chartered Accountants  
Firm Registration No.: 008953C

Alok Jain  
Partner  
Membership No.: 510960

For and on behalf of the Board

Inder Mohan Sood  
Managing Director & CEO  
DIN: 00001758

Davinder Mohan Sood  
Executive Director & CFO  
DIN: 00001756

Manish Kumar  
Company Secretary  
Membership No.: A16483

New Delhi, 12 June 2020

## Valiant Communications Limited

### Statement of Profit and Loss for the year ended 31 March 2020

All amounts are in ₹ unless otherwise stated

Particulars	Note	31-03-2020	31-03-2019
I. Revenue from operations	19	17,65,88,726	18,45,83,784
II. Other income	20	49,68,450	31,47,973
III. <b>Total Income (I+II)</b>		<b>18,15,57,176</b>	18,77,31,757
<b>IV. EXPENSES</b>			
Cost of materials consumed	21.1	7,21,94,110	8,39,38,847
Changes in inventories of finished goods, work-in-progress and stock-in-trade	21.2	24,43,448	(17,57,360)
Employee benefits expenses	21.3	3,87,32,349	3,65,08,016
Depreciation and amortization expenses	21.4	1,86,54,129	1,73,99,394
Finance cost		1,79,280	-
Other expenses	21.5	5,20,72,959	4,73,04,207
<b>Total expenses (IV)</b>		<b>18,42,76,275</b>	18,33,93,104
V. Profit/(loss) before exceptional items and tax (III- IV)		(27,19,099)	43,38,653
VI. Exceptional Items		-	-
VII. <b>Profit/(loss) before tax (V-VI)</b>		<b>(27,19,099)</b>	43,38,653
VIII. Tax expenses:			
(1) Current tax	8	72,290	23,41,368
(2) Deferred tax	8	(8,07,497)	(8,97,634)
Total tax expenses (VIII)		(7,35,207)	14,43,734
IX. <b>Profit (Loss) for the year (VII-VIII)</b>		<b>(19,83,892)</b>	28,94,919
X. <b>Other Comprehensive Income (OCI)</b>			
<b>Items that will not be reclassified to profit or loss</b>			
Remeasurement of the employee defined benefit plans		(1,79,891)	(19,55,138)
Equity instruments through other comprehensive income		(15,11,920)	-
Income tax relating to items that will not be reclassified to profit or loss		46,772	5,08,336
<b>Total Other Comprehensive Income (net of taxes)</b>		<b>(16,45,039)</b>	(14,46,802)
XI. <b>Total Comprehensive Income for the year (IX+X)</b>		<b>(36,28,931)</b>	14,48,117
XII. <b>Earnings per equity share :</b>			
(1) Basic	22	(0.27)	0.40
(2) Diluted		(0.27)	0.40

See accompanying notes to the financial statements

As per our report of even date  
For and on behalf of  
Pawan Nanak Bansal & Co.  
Chartered Accountants  
Firm Registration No.: 008953C

Alok Jain  
Partner  
Membership No.: 510960

For and on behalf of the Board

Inder Mohan Sood  
Managing Director & CEO  
DIN: 00001758

Davinder Mohan Sood  
Executive Director & CFO  
DIN: 00001756

Manish Kumar  
Company Secretary  
Membership No.: A16483

New Delhi, 12 June 2020



## Valiant Communications Limited

## Cash Flow Statement for the year ended 31 March 2020

All amounts are in ₹ unless otherwise stated

Particulars	31-03-2020	31-03-2019
<b>A. CASH FLOW FROM OPERATING ACTIVITIES</b>		
Net profit before tax	(27,19,099)	43,38,653
Adjustment for		
Depreciation and amortization	1,80,56,529	1,73,99,394
Equity instruments through other comprehensive income	(15,11,920)	-
Remeasurement of the employee defined benefit plans	(1,79,891)	(19,55,138)
(Profit)/ loss on sale of fixed assets	16,241	11,373
Bank interest	(23,65,584)	(19,61,580)
Net (gain)/ loss on foreign currency translation	(13,18,999)	(10,34,713)
<b>Operating profit before working capital changes</b>	<b>99,77,277</b>	<b>1,67,97,989</b>
Adjustment for		
(Increase)/ decrease in trade receivables	1,58,68,663	3,07,74,736
(Increase)/ decrease in other financial assets	(5,22,706)	(47,787)
(Increase)/ decrease in other assets	29,35,877	(43,84,959)
(Increase)/ decrease in inventories	(64,29,530)	(1,88,99,364)
(Increase)/ decrease in right of use assets	(11,95,200)	-
Increase/ (decrease) in Lease Liabilities	12,52,080	-
Increase/ (decrease) in trade payables	(22,29,514)	(30,96,289)
Increase/ (decrease) in other financial liabilities	(3,56,361)	3,02,159
Increase/ (decrease) in other current liabilities	18,91,635	27,84,893
<b>Cash generated from operations</b>	<b>2,11,92,221</b>	<b>2,42,31,378</b>
Interest paid	-	-
Direct taxes paid	(25,519)	(43,68,308)
<b>Net cash generated from operating Activities</b>	<b>2,11,66,702</b>	<b>1,98,63,070</b>
<b>B. CASH FLOW FROM INVESTING ACTIVITIES</b>		
Purchase of tangible and intangible assets	(1,64,92,265)	(1,40,96,630)
Sale of tangible and intangible assets	1,15,000	68,000
Capital advances	19,50,000	(12,12,500)
Intangible assets under development	(37,70,000)	(3,37,500)
Movement in other bank balance	(1,49,51,205)	2,08,73,576
Purchase of Investments	(34,52,200)	-
Bank interest	23,65,584	19,61,580
<b>Net cash generated from investing activities</b>	<b>(3,42,35,086)</b>	<b>72,56,527</b>
<b>C. CASH FLOW FROM FINANCING ACTIVITIES</b>		
<b>Net cash generated from financing activities</b>	<b>-</b>	<b>-</b>
Net gain/ (loss) on foreign currency translation	13,18,999	10,34,713
<b>Net increase in cash and cash equivalents</b>	<b>(1,17,49,385)</b>	<b>2,81,54,309</b>
Cash and cash equivalents (opening balance)	3,52,89,846	71,35,537
<b>Cash and cash equivalents (closing balance)</b>	<b>2,35,40,461</b>	<b>3,52,89,846</b>

See accompanying notes to the financial statements

As per our report of even date  
For and on behalf of  
Pawan Nanak Bansal & Co.  
Chartered Accountants  
Firm Registration No.: 008953C

Alok Jain  
Partner  
Membership No.: 510960

For and on behalf of the Board

Inder Mohan Sood  
Managing Director & CEO  
DIN: 00001758

Davinder Mohan Sood  
Executive Director & CFO  
DIN: 00001756

Manish Kumar  
Company Secretary  
Membership No.: A16483

New Delhi, 12 June 2020

## Valiant Communications Limited

### Statement of Changes in Equity for the period ended 31 March 2020

All amounts are in ₹ unless otherwise stated

Particulars	Equity Share Capital	Other Equity				Total Other Equity	Total Equity
		Reserves and Surplus			Other Comprehensive Income (OCI)		
		Capital Redemption Reserve	Securities Premium	Retained Earnings	Equity Instruments through Other Comprehensive Income		
<b>As at 01-04-2018</b>	<b>7,22,34,600</b>	<b>1,42,21,400</b>	<b>8,96,76,647</b>	<b>12,84,25,056</b>	-	<b>23,23,23,103</b>	<b>30,45,57,703</b>
Profit for the year	-	-	-	28,94,919	-	28,94,919	28,94,919
Other Comprehensive Income (net)	-	-	-	(14,46,802)	-	(14,46,802)	(14,46,802)
Total Comprehensive Income (net)	-	-	-	14,48,117	-	14,48,117	14,48,117
<b>As at 31-03-2019</b>	<b>7,22,34,600</b>	<b>1,42,21,400</b>	<b>8,96,76,647</b>	<b>12,98,73,173</b>	-	<b>23,37,71,220</b>	<b>30,60,05,820</b>
Profit for the year	-	-	-	(19,83,892)	-	(19,83,892)	(19,83,892)
Other Comprehensive Income (net)	-	-	-	(1,33,119)	(15,11,920)	(16,45,039)	(16,45,039)
Total Comprehensive Income (net)	-	-	-	(21,17,011)	(15,11,920)	(36,28,931)	(36,28,931)
<b>As at 31-03-2020</b>	<b>7,22,34,600</b>	<b>1,42,21,400</b>	<b>8,96,76,647</b>	<b>12,77,56,162</b>	<b>(15,11,920)</b>	<b>23,01,42,289</b>	<b>30,23,76,889</b>

#### Note:

1. Amount received on issue of shares in excess of the par value has been classified as securities premium and can be utilized in accordance with the provisions of the Companies Act, 2013 (the Act).
2. Capital redemption reserve is created out of profits on redemption of capital, which is required to be maintained as per statute and cannot be distributed to the shareholders. The same can only be utilized in a restrictive manner as required by the Act.
3. Retained earnings represents surplus i.e. balance of the relevant column in the Statement of Changes in Equity.

As per our report of even date  
For and on behalf of  
Pawan Nanak Bansal & Co.  
Chartered Accountants  
Firm Registration No.: 008953C

Alok Jain  
Partner  
Membership No.: 510960

For and on behalf of the Board

Inder Mohan Sood  
Managing Director & CEO  
DIN: 00001758

Davinder Mohan Sood  
Executive Director & CFO  
DIN: 00001756

Manish Kumar  
Company Secretary  
Membership No.: A16483

New Delhi, 12 June 2020

## Notes to the financial statements for the period ended 31 March 2020

**1. Corporate Information**

Valiant Communications Limited (the "Company") is a public limited company domiciled in India and is incorporated under the provisions of the Companies Act applicable in India. The Company's shares are listed at Bombay Stock Exchange (BSE). The Company manufactures communication equipment, primarily for power utilities / other utilities and engaged in its allied services. The Company has its manufacturing facilities in India and sells its products in India and across the globe. The Company's registered office is at 71/1, Shivaji Marg, New Delhi 110015.

The financial statements for the year ended 31 March 2020 were approved by the Board of Directors and authorised for issue on 12 June 2020. The Corporate Identification Number (CIN) is L74899DL1993PLC056652.

**2. Recent accounting pronouncement**

The Ministry of Corporate Affairs ("MCA") notifies new standard or amendments to the existing standards. There is no such notification which would have been applicable from 01 April 2020.

**3. Significant accounting policies****3.1 Statement of compliance**

These financial statements of the Company have been prepared in accordance with Indian Accounting Standards notified under the Companies (Indian Accounting Standards) Rules, 2015 ("Ind AS").

**3.2 Basis of preparation and measurement**

The financial statements have been prepared on an accrual basis and in accordance with the historical cost convention except for certain financial instruments which are measured at fair values at the end of each reporting period. Historical cost is generally based on the fair value of the consideration given in exchange for goods and services.

All assets and liabilities are classified into current and non-current generally based on the nature of product/activities of the Company and the normal time between acquisition of assets/liabilities and their realisation/settlement in cash or cash equivalent.

The Company has determined its operating cycle as 12 months for the purpose of classification of its assets and liabilities as current and non-current.

Fair value is the price that would be received to sell an asset or paid to transfer a liability in an orderly transaction between market participants at the measurement date, regardless of whether that price is directly observable or estimated using another valuation technique.

The fair value of an asset or a liability is measured using the assumptions that market participants would use when pricing the asset or liability, assuming that market participants act in

their economic best interest. A fair value measurement of a non-financial asset takes into account a market participant's ability to generate economic benefits by using the asset in its highest and best use or by selling it to another market participant that would use the asset in its highest and best use.

The Company uses valuation techniques that are appropriate in the circumstances and for which sufficient data are available to measure fair value, maximising the use of relevant observable inputs and minimising the use of unobservable inputs.

All assets and liabilities for which fair value is measured or disclosed in the financial statements are categorised within the fair value hierarchy, described as follows, based on the lowest level input that is significant to the fair value measurement as a whole:

**Level 1** – Quoted (unadjusted) market prices in active markets for identical assets or liabilities

**Level 2** - Valuation techniques for which the lowest level input that is significant to the fair value measurement is directly or indirectly observable

**Level 3** - Valuation techniques for which the lowest level input that is significant to the fair value measurement is unobservable

**3.3 Foreign currency translation**

The functional currency of the Company is Indian rupee (₹).

On initial recognition, all foreign currency transactions are translated into the functional currency using the exchange rates prevailing on the date of the transaction. As at the reporting date, foreign currency monetary assets and liabilities are translated at the exchange rate prevailing on the Balance Sheet date and the exchange gains or losses are recognised in the Statement of Profit and Loss.

Non-monetary assets and liabilities denominated in a foreign currency and measured at historical cost are translated at the exchange rate prevalent at the date of transaction.

**3.4 Property plant and equipment (PPE)**

PPE are initially recognised at cost. The initial cost of PPE comprises its purchase price, including non-refundable duties and taxes net of any trade discounts and rebates. The cost of PPE includes interest on borrowings (borrowing cost), if any, directly attributable to acquisition, construction or production of qualifying assets subsequent to initial recognition, PPE are stated at cost less accumulated depreciation (other than freehold land, which are stated at cost) and impairment losses, if any.

Subsequent costs are included in the asset's carrying amount or recognised as a separate asset, as appropriate, only when it is probable that future economic benefits associated with the item will flow to the Company and the cost of the item can be measured reliably. The carrying amount of any component accounted for as a separate asset is derecognised when replaced. All other repairs and maintenance are charged to profit or loss during the reporting period in which they are incurred.

## Notes to the financial statements for the period ended 31 March 2020

Depreciation is recognised so as to write off the cost of assets (other than freehold land and capital work in progress, if any) less their residual values over the useful lives, using the straight-line method (“SLM”) at the rates prescribed in Schedule II of the Companies Act, 2013.

The carrying values of property, plant and equipment are reviewed for impairment when events or changes in circumstances indicate that the carrying value may not be recoverable. The residual values, useful life and depreciation method are reviewed at each financial year-end to ensure that the amount, method and period of depreciation are consistent with previous estimates and the expected pattern of consumption of the future economic benefits embodied in the items of property, plant and equipment.

An item of property, plant and equipment is derecognised upon disposal or when no future economic benefits are expected to arise from the continued use of the asset. Any gain or loss arising on disposal or retirement of an item of property, plant and equipment is determined as the difference between sales proceeds and the carrying amount of the asset and is recognised in profit or loss. Fully depreciated assets still in use are retained in financial statements.

### 3.5 Intangible assets

Intangible assets are measured on initial recognition at cost and subsequently are carried at cost less accumulated amortization and accumulated impairment losses, if any.

An intangible asset is derecognised on disposal, or when no future economic benefits are expected from use or disposal.

Gains or losses on derecognition are determined by comparing proceeds with carrying amount. These are included in profit or loss within other gains/(losses).

The Company amortises intangible assets with a finite useful life using the straight-line method over the following range of useful lives:

Asset	Useful life
Technical know-how	4 years
Computer software	6 years

The estimated useful life is reviewed annually by the management.

### 3.6 Capital work-in-progress and intangible assets under development

Capital work-in-progress/intangible assets under development are carried at cost, comprising direct cost, related incidental expenses and attributable borrowing cost.

### 3.7 Non-derivative financial instruments

Financial assets and liabilities are recognised when the Company becomes a party to the contractual provisions of the instrument.

Financial assets and liabilities are initially measured at fair value. Transaction costs that are directly attributable to the acquisition or issue of financial assets and financial liabilities (other than financial assets and financial liabilities at fair value through profit or loss) are added to or deducted from the fair value measured on initial recognition of financial asset or financial liability.

#### Cash and cash equivalents

The Company considers all highly liquid financial instruments, which are readily convertible into known amounts of cash that are subject to an insignificant risk of change in value and having original maturities of three months or less from the date of purchase, to be cash equivalents. Cash and cash equivalents consist of balances with banks which are unrestricted for withdrawal and usage.

#### Financial assets at amortised cost

Financial assets are subsequently measured at amortised cost if these financial assets are held within a business whose objective is to hold these assets in order to collect contractual cash flows and the contractual terms of the financial asset give rise on specified dates to cash flows that are solely payments of principal and interest on the principal amount outstanding.

#### Financial assets at fair value through other comprehensive income (FVTOCI)

Financial assets are measured at fair value through other comprehensive income if these financial assets are held within a business whose objective is achieved by both collecting contractual cash flows that give rise on specified dates to solely payments of principal and interest on the principal amount outstanding and by selling financial assets.

The Company has made an irrevocable election to present subsequent changes in the fair value of equity investments not held for trading in Other Comprehensive Income.

#### Financial assets at fair value through profit or loss (FVTPL)

Financial assets are measured at fair value through profit or loss unless it is measured at amortised cost or at fair value through other comprehensive income on initial recognition. The transaction costs directly attributable to the acquisition of financial assets and liabilities at fair value through profit or loss are immediately recognised in profit or loss.

#### Financial liabilities

Financial liabilities are measured at amortised cost using the effective interest method.

#### Equity instruments

An equity instrument is a contract that evidences residual interest in the assets of the Company after deducting all of its liabilities. Equity instruments recognised by the Company are measured at the proceeds received net off direct issue cost.

## Notes to the financial statements for the period ended 31 March 2020

### Off setting of financial instruments

Financial assets and financial liabilities are off set and the net amount is reported in financial statements if there is a currently enforceable legal right to offset the recognised amounts and there is an intention to settle on a net basis, to realise the assets and settle the liabilities simultaneously.

### 3.8 Investments in subsidiaries

A subsidiary is an entity that is controlled by the Company.

The Company accounts for each category of investments in subsidiaries at cost in accordance with Ind AS 27- Separate Financial Statements.

### 3.9 Impairment

#### Financial assets (other than at fair value)

The Company assesses on a forward-looking basis the expected credit loss associated with its assets carried at amortised cost and FVTOCI debt instruments, if any. The impairment methodology applied depends on whether there has been a significant increase in credit risk.

For trade receivables only, the Company applies the simplified approach permitted by Ind AS 109 Financial Instruments, which requires expected lifetime losses to be recognised from initial recognition of the receivables.

#### PPE and intangible assets

Property, plant and equipment and intangible assets with finite life are evaluated for recoverability whenever there is any indication that their carrying amounts may not be recoverable. If any such indication exists, the recoverable amount (i.e., higher of the fair value less cost to sell and the value-in-use) is determined on an individual asset basis unless the asset does not generate cash flows that are largely independent of those from other assets. In such cases, the recoverable amount is determined for the cash generating unit (CGU) to which the asset belongs.

If the recoverable amount of an asset (or CGU) is estimated to be less than its carrying amount, the carrying amount of the asset (or CGU) is reduced to its recoverable amount. An impairment loss is recognised in the Statement of Profit and Loss.

### 3.10 Inventories

Inventories are valued at lower of cost (on weighted average basis) and net realisable value after providing for obsolescence and other losses, where considered necessary. Cost includes all charges in bringing the goods to their present location and condition including all applicable duties, taxes and other levies. Work-in-progress and finished goods include appropriate proportion of overheads and, where applicable, indirect taxes. Net realisable value is the estimated selling price in the ordinary course of business, less the estimated costs of completion and the estimated costs necessary to make the sale.

### 3.11 Revenue recognition

#### Revenue from sale of goods

Revenue is recognised upon transfer of control of promised goods to customers in an amount that reflects the consideration which the Company expects to receive in exchange for those goods.

Revenue from the sale of goods is recognised at the point in time when control is transferred to the customer which is usually on dispatch / delivery. Revenue is measured based on the transaction price, which is the consideration, adjusted for volume discounts, rebates, scheme allowances, price concessions, incentives, and returns, if any, as specified in the contracts with the customers. Revenue excludes taxes collected from customers on behalf of the government. Accruals for discounts/incentives and returns are estimated (using the most likely method) based on accumulated experience and underlying schemes and agreements with customers. Due to the short nature of credit period given to customers, there is no financing component in the contract.

#### Rendering of services

Income recognition for services takes place as and when the services are performed in accordance with Ind AS 115.

#### Interest Income

Interest income from financial assets is recognized when it is probable that economic benefits will flow to the Company and the amount of income can be measured reliably. Interest income is accrued on a time basis, by reference to the principal outstanding and at the effective interest rate applicable, which is the rate that exactly discounts estimated future cash receipts through the expected life of the financial assets to that asset's net carrying amount on initial recognition.

#### Dividend

Dividend income from investments is recognised when the shareholder's right to receive payment has been established (provided that it is probable that the economic benefits will flow to the Company and the amount of income can be measured reliably).

#### Insurance claims

Insurance claims are accounted for on the basis of claims admitted / expected to be admitted and to the extent that there is no uncertainty in receiving the claims.

### 3.12 Research and development expenses

Research expenditure and development costs of products are capitalised on product's technical feasibility is established.

### 3.13 Leases

The Company evaluates if an arrangement qualifies to be a lease as per the requirements of Ind AS 116. Identification of a lease requires significant judgement. The Company uses significant judgement in assessing the lease term (including anticipated renewals) and the applicable discount rate.



## Notes to the financial statements for the period ended 31 March 2020

The discount rate is generally based on the incremental borrowing rate specific to the lease being evaluated or for a portfolio of leases with similar characteristics.

The Company's lease asset classes primarily consist of leases for buildings. The Company assesses whether a contract contains a lease, at inception of a contract. A contract is, or contains, a lease if the contract conveys the right to control the use of an identified asset for a period of time in exchange for consideration. To assess whether a contract conveys the right to control the use of an identified asset, the Company assesses whether:

- (i) the contract involves the use of an identified asset
- (ii) the Company has substantially all of the economic benefits from use of the asset through the period of the lease and
- (iii) the Company has the right to direct the use of the asset.

At the date of commencement of the lease, the Company recognizes a right-of-use asset ("ROU") and a corresponding lease liability for all lease arrangements in which it is a lessee, except for leases with a term of twelve months or less (short-term leases) and low value leases. For these short-term and low value leases, the Company recognizes the lease payments as an operating expense on a straight-line basis over the term of the lease.

Lease liability and ROU asset have been separately presented in the Balance Sheet and lease payments have been classified as financing cash flows.

### Transition

Effective 01 April 2019, the Company adopted Ind AS 116 "Leases" and applied the standard to all lease contracts existing on 01 April 2019 using the modified retrospective method and has taken the cumulative adjustment to retained earnings, on the date of initial application. Consequently, the Company recorded the lease liability at the present value of the lease payments discounted at the incremental borrowing rate and the right of use asset at its carrying amount as if the standard had been applied since the commencement date of the lease, but discounted at the Company's incremental borrowing rate at the date of initial application. Comparatives as at and for the year ended 31 March 2019 have not been retrospectively adjusted and therefore will continue to be reported under the accounting policies included as part of our Annual Report for year ended 31 March 2019.

The following is the summary of practical expedients elected on initial application:

1. Applied a single discount rate to a portfolio of leases of similar assets in similar economic environment with a similar end date
2. Applied the exemption not to recognize right-of-use assets and liabilities for leases with less than 12 months of lease term on the date of initial application
3. Excluded the initial direct costs from the measurement of the right-of-use asset at the date of initial application
4. Applied the practical expedient to grandfather the assessment of which transactions are leases. Accordingly, Ind AS 116 is applied only to contracts that were previously identified as leases under Ind AS 17.

The weighted average incremental borrowing rate applied to lease liabilities as at 01 April 2019 is 10%.

### 3.14 Non-current assets held for sale

Non-current assets and disposal groups are classified as held for sale if their carrying amount will be recovered principally through a sale transaction rather than through continuing use. This condition is regarded as met only when the asset (or disposal group) is available for immediate sale in its present condition subject only to terms that are usual and customary for sales of such asset (or disposal group) and its sale is highly probable. Management must be committed to the sale, which should be expected to qualify for recognition as a completed sale within one year from the date of classification.

When the Company is committed to a sale plan involving disposal of an investment, the investment that will be disposed off is classified as held for sale when the criteria described above are met.

Non-current assets (and disposal groups) classified as held for sale are measured at the lower of their carrying amount and fair value less costs to sell.

### 3.15 Employees Benefits

Employee benefits consist of contribution to provident fund, gratuity fund, compensated absences and supplemental pay.

The Company has provided for liability on account of all following employees benefits available to the employees in accordance with the applicable rules, regulations, laws and employees benefits policy of the Company.

- (i) Provident fund is a defined contribution scheme and the contributions are charged to the profit & loss account of the year when the contributions to the government funds are due.
- (ii) Gratuity liability is a defined benefit obligation and provided for on the basis of an actuarial valuation as per projected unit credit method, made at the end of each financial year. The Company has taken a policy with the Life Insurance Corporation of India (LIC) to cover the gratuity liability of the employees and premium paid to the LIC is charged to Profit and Loss Account. The difference between the actuarial valuation of the gratuity liability of the employees at the year end and the balance of funds with LIC is provided for as liability in the books.

## Notes to the financial statements for the period ended 31 March 2020

- (iii) Employees are entitled to short-term compensated absences, which are provided for on the basis of estimates.
- (iv) Actuarial gains/losses are recognized in Other Comprehensive Income (OCI).

### 3.16 Segment reporting

As per Ind AS 108, Operating segments are defined as components of an enterprise for which discrete financial information is available that is evaluated regularly by the chief operating decision maker, in deciding how to allocate resources and assessing performance. The Company's chief operating decision maker is the Managing Director & CEO.

The Company's operating geographical business segment is based on the locations of customers. Allocable costs are allocated to each segment in proportion to the relative sales of each segment. All the common income, expenses, assets and liabilities, which are not possible to be allocated to different segments, are treated as un-allocable items.

### 3.17 Income Tax

Income tax expense comprises current tax expense and the net change in the deferred tax asset or liability during the year.

Current and deferred taxes are recognised in Statement of Profit and Loss, except when they relate to items that are recognised in other comprehensive income or directly in equity, in which case, the current and deferred tax are also recognised in other comprehensive income or directly in equity, respectively.

#### Current tax

Current tax is measured at the amount of tax expected to be payable on the taxable income for the year as determined in accordance with the provisions of the Income Tax Act, 1961.

Current tax assets and current tax liabilities are off set when there is a legally enforceable right to set off the recognized amounts and there is an intention to settle the asset and the liability on a net basis.

#### Deferred tax

Deferred income tax is recognised using the Balance Sheet approach. Deferred income tax assets and liabilities are recognised for deductible and taxable temporary differences arising between the tax base of assets and liabilities and their carrying amount, except when the deferred income tax arises from the initial recognition of an asset or liability in a transaction that is not a business combination and affects neither accounting nor taxable profit or loss at the time of the transaction.

Deferred tax assets are recognised only to the extent that it is probable that either future taxable profits or reversal of deferred tax liabilities will be available, against which the deductible temporary differences, and the carry forward of unused tax credits and unused tax losses can be utilised.

The carrying amount of a deferred tax asset shall be reviewed at the end of each reporting date and reduced to the extent that it is no longer probable that sufficient taxable profit will be available to allow all or part of the deferred income tax asset to be utilised.

Deferred tax assets and liabilities are measured using the tax rates and tax laws that have been enacted or substantively enacted by the end of the reporting period and are expected to apply when the related deferred tax asset is realised or the deferred tax liability is settled.

Deferred tax assets and liabilities are off set when there is a legally enforceable right to offset current tax assets and liabilities and when the deferred tax balances relate to the same taxation authority.

Deferred tax assets include Minimum Alternate Tax (MAT) paid in accordance with the tax laws in India, to the extent it would be available for set off against future current income tax liability. Accordingly, MAT is recognised as deferred tax asset in the balance sheet when the asset can be measured reliably, and it is probable that the future economic benefit associated with the asset will be realised.

### 3.18 Accounting of provisions, contingent liabilities and contingent assets

Provisions are recognized, when there is a present legal or constructive obligation as a result of past events, where it is probable that there will be outflow of resources to settle the obligation and when a reliable estimate of the amount of the obligation can be made. Where a provision is measured using the cash flows estimated to settle the present obligation, its carrying amount is the present value of those cash flows. Where the effect is material, the provision is discounted to net present value using an appropriate current market-based pre-tax discount rate and the unwinding of the discount is included in finance costs.

Contingent liabilities are recognised only when there is a possible obligation arising from past events, due to occurrence or non-occurrence of one or more uncertain future events, not wholly within the control of the Company, or where any present obligation cannot be measured in terms of future outflow of resources, or where a reliable estimate of the obligation cannot be made. Obligations are assessed on an ongoing basis and only those having a largely probable outflow of resources are provided for.

Contingent assets are not disclosed in the financial statements unless an inflow of economic benefits is probable.

### 3.19 Dividend to equity shareholders

Dividend to equity shareholders is recognised as a liability and deducted from shareholders' equity, in the period in which the dividends are approved by the equity shareholders in the general meeting.

## Notes to the financial statements for the period ended 31 March 2020

### 3.20 Earnings per share (EPS)

Basic EPS is computed by dividing the profit or loss attributable to the equity shareholders of the Company by the weighted average number of Ordinary shares outstanding during the year. Diluted EPS is computed by adjusting the profit or loss attributable to the ordinary equity shareholders and the weighted average number of ordinary equity shares, for the effects of all dilutive potential Ordinary shares.

### 3.21 Critical accounting judgements and key sources of estimation uncertainty

The preparation of the financial statements in conformity with the Ind AS requires management to make judgements, estimates and assumptions that affect the application of accounting policies and the reported amounts of assets, liabilities and disclosures as at date of the financial statements and the reported amounts of the revenues and expenses for the years presented. The estimates and associated assumptions are based on historical experience and other factors that are considered to be relevant. Actual results may differ from these estimates under different assumptions and conditions.

The estimates and underlying assumptions are reviewed on an ongoing basis. Revisions to accounting estimates are recognized in the period in which the estimate is revised if the revision affects only that period, or in the period of the revision and future periods if the revision affects both current and future periods.

#### Critical judgements

In the process of applying the Company's accounting policies, management has made the following judgements, which have the most significant effect on the amounts recognized in the financial statements.

#### Discount rate used to determine the carrying amount of the Company's defined benefit obligation

In determining the appropriate discount rate for plans assets, the management considers the interest rates of government bonds as provided by LIC, in currencies consistent with the currencies of the post-employment benefit obligation.

#### Contingencies and commitments

In the normal course of business, contingent liabilities may arise from litigations and other claims against the Company.

Where the potential liabilities have a low probability of crystallizing or are very difficult to quantify reliably, we treat them as contingent liabilities. Such liabilities are disclosed in the notes but are not provided for in the financial statements. Although there can be no assurance regarding the final outcome of the legal proceedings, we do not expect them to have a materially adverse impact on our financial position or profitability.

### Key sources of estimation uncertainty

The key assumptions concerning the future, and other key sources of estimation uncertainty at the end of the reporting period, that have a significant risk of causing a material adjustment to the carrying amounts of assets and liabilities within the next financial year are discussed below:

#### Useful lives of property, plant and equipment

As described above, the Company reviews the estimated useful lives and residual values of property, plant and equipment at the end of each reporting period. During the current financial year, the management determined that there were no changes to the useful lives and residual values of the property, plant and equipment.

#### Allowances for doubtful debts

The Company makes allowances for doubtful debts based on an assessment of the recoverability of trade and other receivables. The identification of doubtful debts requires use of judgement and estimates. Where the expectation is different from the original estimate, such difference will impact the carrying value of the trade and other receivables and doubtful debts expenses in the period in which such estimate has been changed.

#### Allowances for inventories

Management reviews the inventory age listing on a periodic basis. This review involves comparison of the carrying value of the aged inventory items with the respective net realizable value. The purpose is to ascertain whether an allowance is required to be made in the financial statements for any obsolete and slow-moving items. Management is satisfied that adequate allowance for obsolete and slow-moving inventories has been made in the financial statements.

#### Liability for sales return

In making judgement for liability for sales return, the management considered the detailed criteria for the recognition of revenue from the sale of goods set out in Ind AS 18 and in particular, whether the Company had transferred to the buyer the significant risk and rewards of ownership of the goods. Following the detailed quantification of the Company's liability towards sales return, the management is satisfied that significant risk and rewards have been transferred and that recognition of the revenue in the current year is appropriate, in conjunction with the recognition of an appropriate liability for sales return.



## Notes to the financial statements for the period ended 31 March 2020

All amounts are in ₹ unless otherwise stated

### 5. Investments

#### a) Non-current investments

Unquoted equity instruments (all fully paid)	Face value per share	Number of shares		Amount	
		31-03-2020	31-03-2019	31-03-2020	31-03-2019
<b>Investments in subsidiaries at cost</b>					
Valiant Communications (UK) Ltd.	£1.00	2,25,000	2,25,000	1,77,58,130	1,77,58,130
Valiant Infrastructure Ltd.	₹ 10.00	2,86,287	2,86,287	28,62,870	28,62,870
<b>Total non-current investments</b>				<b>2,06,21,000</b>	<b>2,06,21,000</b>
Aggregate amount of unquoted investments				2,06,21,000	2,06,21,000

#### b) Current investments

Quoted equity instruments (all fully paid)	Face value per share	Number of shares		Amount	
		31-03-2020	31-03-2019	31-03-2020	31-03-2019
<b>Other investments at fair value through other comprehensive income (FVOCI)</b>					
GAIL India Ltd.	₹ 10.00	16,000	-	12,24,800	-
Power Grid Corporation of India Ltd.	₹ 10.00	14,000	-	22,27,400	-
<b>Total current investments</b>				<b>34,52,200</b>	-
Aggregate amount of quoted investments and market value thereof				34,52,200	-

### 6. Loans (at amortised cost)\*

Loans Receivable considered goods- Unsecured

Particulars	31-03-2020	31-03-2019
<b>Non-current</b>		
Security deposits (non-interest bearing)	37,000	37,000
<b>Total</b>	<b>37,000</b>	<b>37,000</b>

\*There is no loan amount due by directors or officers of the Company or any of them, severally or jointly with any other persons or amount due by firms or private companies respectively in which such director is a partner or a member at any time during the reporting period.

### 7. Other financial assets (at amortised cost)\*

Unsecured, considered good

Particulars	31-03-2020	31-03-2019
<b>Current</b>		
Interest accrued on fixed deposits with banks	12,52,368	7,29,662
<b>Total</b>	<b>12,52,368</b>	<b>7,29,662</b>

\*There is no amount due by directors or officers of the Company or any of them, severally or jointly with any other persons or amount due by firms or private companies respectively in which such director is a partner or a member at any time during the reporting period.



## Notes to the financial statements for the period ended 31 March 2020

All amounts are in ₹ unless otherwise stated

## 8. Income taxes

The major component of income tax expenses for the year under reporting are:

## a) Income tax assets and liabilities as at

Particulars	31-03-2020	31-03-2019
<b>Non current tax assets</b>		
Advance income tax (net of provisions)	58,18,736	49,74,466
<b>Total</b>	<b>58,18,736</b>	<b>49,74,466</b>

## b) Income tax recognized in profit and loss

Particulars	31-03-2020	31-03-2019
<b>Current income tax charge</b>		
Current income tax	46,772	20,12,623
Adjustment in respect of current income tax of previous year	25,518	3,28,745
<b>Deferred tax</b>		
In respect of current year	(8,03,275)	(8,67,734)
Adjustment in respect of prior years	(4,222)	(29,900)
<b>Income tax expenses reported in the Statement of profit and loss</b>	<b>(7,35,207)</b>	<b>14,43,734</b>

## c) The income tax expense for the year can be reconciled to the accounting profit as follows:

Particulars	31-03-2020	31-03-2019
<b>Profit before tax</b>	<b>(27,19,099)</b>	<b>43,38,653</b>
Income tax expense calculated @ 26% (previous year: 26%)	(7,06,966)	11,28,050
Effect of expenses that are not deductible in determining taxable profit	15,031	16,839
Income exempt from tax	(64,568)	-
Adjustment for changes in estimates of deferred tax	(4,222)	(29,900)
Adjustment in respect of current income tax of previous year	25,518	3,28,745
<b>Income tax expenses reported in the Statement of profit and loss</b>	<b>(7,35,207)</b>	<b>14,43,734</b>

## 9. Other assets

Unsecured, considered good

## a) Non-current assets

Particulars	31-03-2020	31-03-2019
Capital advances	35,00,000	54,50,000
<b>Total</b>	<b>35,00,000</b>	<b>54,50,000</b>

## b) Current assets

Particulars	31-03-2020	31-03-2019
<b>Statutory dues receivable from government authorities</b>		
Value Added Tax (VAT) credit refundable	27,628	27,628
Service tax credit refundable	-	40,931
Goods and Services Tax (GST) input credit	19,07,161	10,41,769
Advances to suppliers	16,44,849	26,25,855
Advances to employees	-	16,500
Earnest money deposits with customers	7,01,200	7,01,200
Prepaid expenses	14,99,069	49,81,234
<b>Total</b>	<b>57,79,907</b>	<b>94,35,117</b>

## Notes to the financial statements for the period ended 31 March 2020

All amounts are in ₹ unless otherwise stated

**Note:** There are no advances due by directors or officers of the Company or any of them, severally or jointly with any other persons or amounts due by firms or private companies respectively in which such director is a partner or a member.

### 10. Inventories (valued at lower of cost or net realizable value)

Particulars	31-03-2020	31-03-2019
Raw material	8,46,18,760	7,57,45,782
Work-in-progress	6,24,990	30,68,438
<b>Total</b>	<b>8,52,43,750</b>	<b>7,88,14,220</b>

### 11. Trade receivables

Particulars	31-03-2020	31-03-2019
<b>Trade receivables</b>		
Unsecured, considered good	7,35,93,386	8,94,62,049
Any other	-	-
<b>Total</b>	<b>7,35,93,386</b>	<b>8,94,62,049</b>

**Notes:**

- The normal credit period ranges from 30 days to 180 days.
- No trade or other receivable are due from directors or other officers of the Company either severally or jointly with any other person. Nor any trade or other receivables are due from firms or private companies respectively in which any director is a partner, a director or a member.
- Movement in the expected credit loss allowance: Not Applicable
- There is no amount due by directors or officers of the Company or any of them, severally or jointly with any other persons or amount due by firms or private companies respectively in which such director is a partner or a member at any time during the reporting period.
- There is no amount due by any of related party.

### 12. Cash & bank balances

Particulars	31-03-2020	31-03-2019
<b>a) Cash &amp; cash equivalents</b>		
Balances with banks in current accounts	2,33,95,998	3,52,11,491
Cash on hand	1,44,463	78,355
<b>Total</b>	<b>2,35,40,461</b>	<b>3,52,89,846</b>
<b>b) Other bank balance</b>		
Deposit (with original maturity more than 3 months but less than 12 months)	1,80,00,000	50,00,000
<b>Earmarked balances with banks</b>		
Bank deposit as margin money against bank guarantees	1,54,36,807	1,34,85,602
<b>Total</b>	<b>3,34,36,807</b>	<b>1,84,85,602</b>

### 13. Share capital

Particulars	31-03-2020	31-03-2019
<b>Authorized</b>		
1,50,00,000 equity shares of ₹ 10/- each	15,00,00,000	15,00,00,000
<b>Issued, subscribed &amp; paid-up</b>		
72,23,460 equity shares of ₹ 10/- each fully paid up	7,22,34,600	7,22,34,600

## Notes to the financial statements for the period ended 31 March 2020

All amounts are in ₹ unless otherwise stated

## 13.1 Reconciliation statement for number of equity shares outstanding

Particulars	No. of shares	Value in ₹
<b>Equity shares of ₹ 10/- each fully paid up</b>		
As at 31-03-2019	72,23,460	7,22,34,600
Any changes/ movement during the year	-	-
<b>As at 31-03-2020</b>	<b>72,23,460</b>	<b>7,22,34,600</b>

13.2 The Company has issued only one class of shares/ securities i.e. fully paid-up equity shares. Each equity shareholder is entitled to vote one vote per share. The dividend proposed by Board of Directors, if any, is subject to the approval of equity shareholders in their ensuing annual general meeting, except in case of interim dividend.

In the event of liquidation of Company, the equity shareholders shall be entitled for remaining assets of the Company, after distribution of all preferential amount. The distribution shall be in proportion to the number of shares held by equity shareholders.

13.3 Any holding of shares in respect of each class in the Company held by its holding company or its ultimate holding company including shares held by subsidiaries or associates of the holding company or the ultimate holding company in aggregate: None

## 13.4 Details of shareholders holding more than five per cent equity shares in the Company

Particulars	Category	No. of shares	% holding
<b>a) Inder Mohan Sood</b>	<b>Promoter</b>		
As at 31-03-2019		11,49,086	15.91
<b>As at 31-03-2020</b>		<b>11,49,086</b>	<b>15.91</b>
<b>b) Davinder Mohan Sood</b>	<b>Promoter</b>		
As at 31-03-2019		11,47,758	15.89
<b>As at 31-03-2020</b>		<b>11,73,258</b>	<b>16.24</b>
<b>c) Ostrich Estate Private Ltd.</b>	<b>Non-promoter</b>		
As at 31-03-2019		1,67,454	2.32
<b>As at 31-03-2020</b>		<b>1,67,454</b>	<b>2.32</b>

13.5 As per records of the Company as at reporting date, no calls remain unpaid by the directors and officers of the Company.

## 14. Other equity

Particulars	31-03-2020	31-03-2019
Securities premium	8,96,76,647	8,96,76,647
Capital redemption reserve	1,42,21,400	1,42,21,400
Retained earnings	12,77,56,162	12,98,73,173
Reserve for equity instruments through other Comprehensive Income (OCI)	(15,11,920)	-
<b>Total</b>	<b>23,01,42,289</b>	<b>23,37,71,220</b>

## 14.1 Movement in other equity

Particulars	31-03-2020	31-03-2019
<b>Reserves &amp; surplus</b>		
<b>Securities premium</b>		
Balance at beginning of year	8,96,76,647	8,96,76,647
Addition/ deduction	-	-
Closing balance	8,96,76,647	8,96,76,647
<b>Capital redemption reserve</b>		
Balance at beginning of year	1,42,21,400	1,42,21,400
Addition/ deduction	-	-
Closing balance	1,42,21,400	1,42,21,400

## Notes to the financial statements for the period ended 31 March 2020

All amounts are in ₹ unless otherwise stated

### Movement in other equity (contd...)

<b>Retained earnings</b>		
Balance at beginning of year	12,98,73,173	12,84,25,056
Add: Profit/ (loss) for the year	(19,83,892)	28,94,919
Other Comprehensive Income arising from remeasurement of defined benefit obligation (net of income tax)	(1,33,119)	(14,46,802)
Closing balance	12,77,56,162	12,98,73,173
<b>Reserve for equity instruments through Other Comprehensive Income</b>		
Balance at beginning of year	-	-
Addition / (deduction) for the year	(15,11,920)	-
Cumulative gain / (loss) transferred to retained earnings	-	-
Closing balance	(15,11,920)	-
<b>Total</b>	<b>23,01,42,289</b>	<b>23,37,71,220</b>

**Note:**

1. Amount received on issue of shares in excess of the par value has been classified as security share premium.
2. Capital redemption reserve is created out of profits on redemption of capital.

### 15. Net deferred tax assets / liabilities

Particulars	31-03-2020	31-03-2019
Property, plant and equipment	-	3,88,975
Gross deferred tax liability	-	3,88,975
Less:		
Property, plant and equipment	2,52,991	-
Unabsorbed depreciation carried forward	4,59,246	-
Right to use Lease	14,789	-
Provisions for employee benefits	4,99,949	8,08,453
Gross deferred tax asset	12,26,975	8,08,453
<b>Deferred tax assets (net)</b>	<b>12,26,975</b>	<b>4,19,478</b>

### 16. Current financial liabilities

Particulars	31-03-2020	31-03-2019
<b>a) Trade payable</b>		
Outstanding dues of micro enterprises and small enterprises (refer note 31)	-	35,60,330
Outstanding dues of creditors other than micro and small enterprises	1,20,66,425	1,07,35,610
<b>Total</b>	<b>1,20,66,425</b>	<b>1,42,95,940</b>
<b>b) Other financial liabilities</b>		
Employees related payables	25,25,466	25,30,077
Other expenses payable	9,85,960	13,37,710
<b>Total</b>	<b>35,11,426</b>	<b>38,67,787</b>

**Note:** The average credit period on purchases of goods and services are within 120 days. The trade payables are non-interest bearing.

### 17. Other current liabilities

Particulars	31-03-2020	31-03-2019
Advances from customers	57,24,302	47,23,829
Statutory dues	27,61,862	6,84,145
<b>Total</b>	<b>84,86,164</b>	<b>54,07,974</b>

Notes to the financial statements for the period ended 31 March 2020

All amounts are in ₹ unless otherwise stated

18. Provisions

Particulars	31-03-2020	31-03-2019
<b>a) Non-current</b>		
Provision for gratuity	19,22,882	15,91,892
<b>Total</b>	<b>19,22,882</b>	<b>15,91,892</b>
<b>b) Current</b>		
Provision for short-term employees benefit (leave encashment)	-	15,17,545
<b>Total</b>	<b>-</b>	<b>15,17,545</b>

19. Revenue from operations

Particulars	31-03-2020	31-03-2019
<i>from exports</i>		
Sale of products	7,40,87,181	6,60,68,845
Sale of services	3,19,293	32,378
<b>Total (A)</b>	<b>7,44,06,474</b>	<b>6,61,01,223</b>
<i>from India</i>		
Sale of products	9,19,46,492	11,06,13,667
Sale of services	1,02,35,760	78,68,894
<b>Total (B)</b>	<b>10,21,82,252</b>	<b>11,84,82,561</b>
<b>Total (A + B)</b>	<b>17,65,88,726</b>	<b>18,45,83,784</b>

20. Other income

Particulars	31-03-2020	31-03-2019
<b>a) Interest income</b>		
Interest Income on bank deposits carried at amortised cost	23,65,584	19,61,580
<b>b) Dividend income</b>		
Dividend on current investment in equity instruments carried at FVOCI	2,48,340	-
<b>c) Others gains and losses</b>		
Net gain on derecognition of financial assets	6,60,055	-
Net gain/ (loss) on foreign currency transaction and translation	13,18,999	10,34,713
Other non-operating income (net of expenses directly attributable to such income)	3,75,472	1,51,680
<b>Total</b>	<b>49,68,450</b>	<b>31,47,973</b>

21. Expenses

Particulars	31-03-2020	31-03-2019
<b>21.1 Cost of material consumed</b>		
Opening stock	7,57,45,782	5,86,03,778
Add: Purchases	8,10,67,088	10,10,80,851
Less: Closing stock	(8,46,18,760)	(7,57,45,782)
<b>Total</b>	<b>7,21,94,110</b>	<b>8,39,38,847</b>



**Notes to the financial statements for the period ended 31 March 2020**

All amounts are in ₹ unless otherwise stated

Particulars	31-03-2020	31-03-2019
<b>21.2 Changes in inventories of work-in-progress (semi-finished)</b>		
Opening stock	30,68,438	13,11,078
Less : Closing stock	(6,24,990)	(30,68,438)
<b>(Increase) / decrease in inventories</b>	<b>24,43,448</b>	<b>(17,57,360)</b>
<b>21.3 Employee benefits expenses</b>		
Salary, wages and bonus	3,69,43,318	3,46,66,249
Contribution to provident and other funds	9,17,063	9,24,126
Staff welfare	8,71,968	9,17,641
<b>Total</b>	<b>3,87,32,349</b>	<b>3,65,08,016</b>
<b>21.4 Depreciation and amortization expenses</b>		
Depreciation on tangible assets	57,73,664	55,16,013
Amortization of lease assets	5,97,600	-
Amortization of intangible assets	1,22,82,865	1,18,83,381
<b>Total</b>	<b>1,86,54,129</b>	<b>1,73,99,394</b>
<b>21.5 Other expenses</b>		
Consumption of stores and spare parts	15,60,213	13,91,038
Power & fuel	15,82,916	14,61,093
Repairs to machinery	3,38,511	3,45,866
Repairs to building	1,36,389	3,94,680
Other manufacturing expenses	1,00,71,699	96,49,866
Loss on sale of fixed assets	16,241	11,373
Rent	-	7,20,000
Rates & taxes, excluding taxes on income	69,510	56,871
Postage, phones & grams	7,32,632	7,92,841
Product testing & quality certification	6,81,900	17,92,305
Printing & stationery	5,95,652	6,17,194
Installation & commissioning	62,66,093	56,04,661
Traveling	86,89,205	69,00,229
Insurance	2,82,873	2,23,612
Advertisement	6,33,759	5,17,308
Office general expenses	7,85,234	5,25,589
Vehicle repair & maintenance	7,02,438	8,76,648
Freight & cartage	80,29,904	65,80,033
Charity and donation	34,000	36,000
Unrealized debtors	2,14,108	42,289
Security	12,24,000	12,24,000
Miscellaneous	6,53,875	6,23,742
Auditors remuneration	4,00,000	4,00,000
Bank charges	3,30,840	6,26,350
Legal & professional	64,31,926	40,67,746
Packing & forwarding	15,65,229	15,49,794
Business promotion	43,812	2,73,079
<b>Total</b>	<b>5,20,72,959</b>	<b>4,73,04,207</b>

## Notes to the financial statements for the period ended 31 March 2020

All amounts are in ₹ unless otherwise stated

## 22. Earning per share

Particulars	31-03-2020	31-03-2019
Net profit attributable to the equity shareholders of the Company	(19,83,892)	28,94,919
Weighted average number of equity shares of ₹ 10/- each	72,23,460	72,23,460
Basic and diluted earning per share	(0.27)	0.40

## 23. Contingent liabilities and commitments

## 23.1 Contingent liabilities (not provided for)

Particulars	31-03-2020	31-03-2019
Income-tax matter in dispute	-	69,38,270
Any other contingent liability	-	-
<b>Total</b>	<b>-</b>	<b>69,38,270</b>

During the year under reporting, the Company has received a favourable order from the Hon'ble Income Tax Appellate Tribunal, which has reduced the contingent liabilities to nil.

## 23.2 Commitments

In view of current and expected foreseeable growth opportunities, the Board of Directors intends to retain the financial resources of the Company and therefore, finds it prudent not to propose any dividend for the year under reporting.

## 24. Lease

The Company has adopted Ind AS 116, effective annual reporting period beginning 01 April 2019 and applied the standard to its leases, retrospectively, with the cumulative effect of initially applying the Standard, recognised on the date of Initial application (01 April 2019).

Accordingly, the Company has not restated comparative information, instead, the cumulative effect of initially applying this standard has been recognised as an adjustment to the opening balance of retained earnings as on 01 April 2019. The Company has adopted Ind AS 116 using the cumulative effect method for transitioning.

On transition, the adoption of the new standard resulted in recognition of 'Right of Use' building asset of ₹ 17,92,800/- and a pertaining lease liability of ₹ 17,92,800/-. The cumulative effect on transition in retained earnings net off taxes is nil.

## 25. Gratuity

The Company has a defined benefit gratuity plan with Life Insurance Corporation of India (LIC) in the form of a qualifying insurance policy. Eligible employees are entitled for gratuity in accordance with the provisions of the Payment of Gratuity Act, 1972, including any statutory modifications or re-enactment thereof. The fund has formed a trust and it is governed by Board of Trustee.

The fund is subject to risks such as asset volatility, changes in bond yields and asset liability mismatch. In managing the plan assets, the Board of Trustee reviews and manages the risks associated with the funded plan and aim to keep annual contributions relatively stable at a level such that no major plan deficits arises by following effective risk management policies.

**Notes to the financial statements for the period ended 31 March 2020**

All amounts are in ₹ unless otherwise stated

Particulars	31-03-2020	31-03-2019
<b>25.1 Net employee benefit expenses (recognized in profit and loss account)</b>		
Current service cost	4,79,285	3,94,233
Net interest expenses/ (income)	1,65,513	1,69,283
Amount recognized in profit and loss account	6,44,798	5,63,516
Remeasurement of the net employee defined benefit plans		
Net actuarial gain/ (loss) on obligation	(1,64,230)	(19,08,688)
Net actuarial gain/ (loss) on plan assets	(15,661)	(46,450)
Amount recognized in Other Comprehensive Income	(1,79,891)	(19,55,138)
<b>Total</b>	<b>8,24,689</b>	<b>25,18,653</b>
<b>25.2 Changes in present value of defined benefit obligation</b>		
Opening defined benefit obligation	89,90,630	71,88,240
Interest cost	7,15,609	6,44,730
Current service cost	4,79,285	3,94,233
Benefits paid	-	(11,45,261)
Net actuarial (gain)/ loss on obligation	1,64,230	19,08,688
<b>Closing defined benefit obligation</b>	<b>1,03,49,754</b>	<b>89,90,630</b>
<b>25.3 Changes in fair value of plan assets</b>		
Opening fair value of plan assets	73,98,738	64,03,345
Interest return	5,50,096	4,75,448
Contribution by employer	4,93,699	17,11,656
Benefits paid	-	(11,45,261)
Net actuarial gain/ (loss)	(15,661)	(46,450)
<b>Closing fair value of plan assets</b>	<b>84,26,872</b>	<b>73,98,738</b>
<b>25.4 Plan assets/ (liability) recognized in the balance sheet</b>		
Present value of defined benefit obligation	1,03,49,754	89,90,630
Less: Fair value of plan assets	84,26,872	73,98,738
<b>Funded status [Deficit/ (Surplus)]</b>	<b>19,22,882</b>	<b>15,91,892</b>
<b>25.5 Constitution of the fair value of total plan assets</b>		
Investments with insurer (LIC of India)	100%	100%
<b>25.6 Principal actuarial assumptions</b>		
Discount rate	7.50%	7.50%
Salary escalation	6.00%	6.00%
Expected rate of return on plan assets	7.51%	7.51%
Mortality Rate	- LIC (2006-08) Ultimate-	
Employee turnover	1% to 3%	1% to 3%
<b>25.7 Sensitivity analysis</b>		
<b>Impact on defined benefit obligation</b>		
<b>Assumption</b>		
<b>Discount rate</b>		
1.00% increase	(5,40,954)	(4,69,916)
1.00% decrease	6,05,177	5,25,705
<b>Future salary increase</b>		
1.00% increase	5,52,069	4,79,572
1.00% decrease	(5,02,667)	(4,36,657)
<b>Attrition Rate</b>		
1.00% increase	(13,586)	(11,802)
1.00% decrease	16,056	13,947

## Notes to the financial statements for the period ended 31 March 2020

All amounts are in ₹ unless otherwise stated

The sensitivity analysis presented above may not be a representative of the actual change in the defined benefit obligation as, in practice, it is unlikely that the change in assumptions would occur in isolation of one another as some of the assumptions may be correlated.

Furthermore, in presenting the above sensitivity analysis, the present value of the defined benefit obligation has been calculated using "Projected Unit Credit" method at the end of the reporting period which is the same as that applied in calculating the defined benefit obligation liability recognised in Balance Sheet.

There were no change in the methods and assumptions used in preparing the sensitivity analysis from prior years.

Following are the expected cash flows to the defined benefit plan in future years:

Particulars	31-03-2020	31-03-2019
With in next 12 months	20,99,934	20,09,779
Between 1-5 years	11,59,366	11,57,861
Between 5-10 years	8,86,616	8,36,430

## 26. Financial instruments

## Capital management

The capital structure of the Company consists of equity share capital only with no reported debt (neither secured nor unsecured). The Company is not subject to any externally imposed capital requirements.

## Categories of financial instruments

Particulars	31-03-2020	31-03-2019
<b>Financial assets</b>		
<b>Measured at amortised cost</b>		
Cash and cash equivalents	2,35,40,461	3,52,89,846
Other bank balances	3,34,36,807	1,84,85,602
Loans	37,000	37,000
Trade receivables	7,35,93,386	8,94,62,049
Other financial assets	12,52,368	7,29,662
<b>Measured at fair value through other comprehensive income (FVOCI)</b>		
Current investments (other than subsidiaries)	34,52,200	-
<b>Financial liabilities</b>		
<b>Measured at amortised cost</b>		
Trade payables	1,20,66,425	1,42,95,940
Other Current financial liabilities at amortised cost	35,11,426	38,67,787
Borrowings	-	-

## Fair value hierarchy

The following table provides the fair value measurement hierarchy of the Company's financial assets that are measured at fair value or where fair value disclosure is required as at 31-03-2020:

Particulars	Total	Fair value measurement using		
		Level -1	Level -2	Level -3
FVOCI investments in equity instruments	34,52,200	34,52,200	-	-

There have been no transfers among Level 1, Level 2 and Level 3 during the year.

There are no reported financial assets and financial liabilities that are measured at fair value or where fair value disclosure is required as at 31-03-2019.

## Notes to the financial statements for the period ended 31 March 2020

All amounts are in ₹ unless otherwise stated

### 27. Financial risk management

Risk is inherent in the Company's activities but it is managed through a process of ongoing identification, measurement and monitoring, subject to risk limits and other controls.

The financial liabilities of the Company comprise trade and other payables to finance the operations of the Company. The financial assets of the Company include loans, trade and other receivables, cash and cash equivalents that directly derive from the operations. The Company has not entered into any derivative transactions.

The Company's Board of Directors is ultimately responsible for the overall risk management approach and for providing the risk strategies and principles. The Company is exposed to market risk, credit risk and liquidity risk.

#### Market risk

The Company's activities expose it primarily to the financial risk of changes in foreign currency exchange rates.

Though the Company has not entered in any forward foreign exchange contract; however, the market risk is managed on the basis of continuous appraisal of market conditions and management's estimate of long and short-term and changes in fair value.

#### Foreign currency risk management

The Company is mainly exposed to the currencies: USD, JPY and EURO currency.

The Company undertakes transactions denominated in foreign currencies; consequently, exposures to exchange rate fluctuations arise. Exchange rate exposures are managed in accordance with the market conditions and management's estimates.

The carrying amounts of the Company's foreign currency dominated unhedged monetary assets and monetary liabilities at the end of the reporting period are as follows:

Particulars	(in foreign currencies)	
	31-03-2020	31-03-2019
<b>Liabilities in USD</b>		
Creditors	91,729	65,542
Advances from customers	40,505	68,583
<b>Assets in USD</b>		
Debtors	94,443	52,117
Advances paid to suppliers	10,875	22,053
Bank balance	7,926	75,323
<b>Assets in JPY</b>		
Advance paid to the suppliers	-	4,06,800
<b>Assets in Euro</b>		
Advance paid to the suppliers	-	506
		(in ₹)
Particulars	31-03-2020	31-03-2019
<b>Liabilities in INR</b>		
Creditors	69,15,474	45,33,534
Advances from customers	29,26,696	47,23,829
<b>Assets in INR</b>		
Debtors	71,69,583	36,04,954
Advances paid to suppliers	7,99,355	18,24,326
Bank balance	5,97,571	52,10,110

#### Foreign currency sensitivity analysis

The following table details the Company's sensitivity to a 5% increase and decrease in the ₹ against the relevant foreign currency. 5% is the sensitivity rate used when reporting foreign currency risk internally to key management personnel and represents management's assessment of the reasonably possible change in foreign exchange rates. This is mainly attributable to the exposure outstanding on receivables and payables in the Company at the end of the reporting period.

## Notes to the financial statements for the period ended 31 March 2020

All amounts are in ₹ unless otherwise stated

## Impact on profit or loss and total equity

Particulars	31-03-2020	31-03-2019
Increase in exchange rate by 5%	(63,783)	69,101
Decrease in exchange rate by 5%	63,783	(69,101)

Favourable impact shown as positive and adverse impact as negative.

The Company has not entered in any forward foreign exchange derivative contracts during the reporting periods.

**Equity risk**

There is no material equity risk relating to the Company's equity investments. The Company's equity investments majorly comprises of strategic investments rather than trading purposes.

**Interest risk**

There is no material interest risk relating to the Company's financial liabilities.

**Credit risk management**

Credit risk refers to the risk that a counter party will default on its contractual obligation resulting in financial loss to the Company. The Company uses its own trading records to evaluate the credit worthiness of its customers. The Company's exposures are continuously monitored and the aggregate value of transactions concluded, are spread amongst approved counter parties.

**Liquidity risk management**

The ultimate responsibility for liquidity risk management rests with the Board of Directors, which has established an appropriate liquidity risk management framework for the management of the Company's short-term, medium-term and long-term funding and liquidity management requirements. The Company manages liquidity risk by maintaining adequate reserves by continuously monitoring forecast and actual cash flows, and by matching the maturity profiles of financial assets and liabilities.

All current financial liabilities are repayable within one year.

**Liquidity risk table**

The following table detail the Company's remaining contractual maturity for its non-derivative financial liabilities with agreed repayment periods. The tables have been drawn up based on the undiscounted cash flows of financial liabilities based on the earliest date on which the Company can be required to pay.

Particulars	< 1 year	1 to 3 years	> 3 years
<b>As at 31-03-2020</b>			
Financial liabilities at amortised cost	1,55,77,851	-	-
Borrowings	-	-	-
<b>As at 31-03-2019</b>			
Financial liabilities at amortised cost	1,81,63,726	-	-
Borrowings	-	-	-

**28. Related party transactions**

Details of transactions between the Company and other related party are disclosed below.

**28.1 Subsidiaries with ownership details**

Name	Country	31-03-2020	31-03-2019
<b>Direct</b>			
Valiant Communications (UK) Limited	U.K.	100.00%	100.00%
Valiant Infrastructure Limited	India	88.94%	88.94%
<b>Indirect</b>			
Valcomm Technologies Inc.	U.S.A.	100.00%	100.00%



## Notes to the financial statements for the period ended 31 March 2020

All amounts are in ₹ unless otherwise stated

### 28.2 Transactions with Subsidiaries

Particulars	Nature	31-03-2020	31-03-2019
<b>Overseas</b>			
Valiant Communications (UK) Limited	Sale of goods	36,78,188	93,81,340
Valcomm Technologies Inc.	Sale of goods	27,76,411	3,63,187
<b>Indian</b>			
Valiant Infrastructure Limited	Services received	-	14,96,000
Balance payable or receivable from above transaction at the year end		14,65,226	-

### 28.3 Key Management Personnel

Mr. Inder Mohan Sood (Chairman and Managing Director)

Mr. Davinder Mohan Sood (Executive Director -Finance)

Mr. Gaurav Kaura (Independent Director)

Mr. Avinash Verma (Independent Director)

Mr. Sumit Mehta (Independent Director)

Ms. Neepa Chatterjee (Independent Director)

Mr. Manish Kumar (Company Secretary)

During the year under reporting the Company has paid total remuneration of ₹ 91,76,820/- (previous year: ₹ 83,28,500/-) to above Key Management Personnel.

### 29. Auditor's remuneration

Particulars	31-03-2020	31-03-2019
Statutory audit fee	1,75,000	1,75,000
Certification charges	1,00,000	1,00,000
Tax audit	1,25,000	1,25,000
<b>Total</b>	<b>4,00,000</b>	<b>4,00,000</b>

### 30. Segmentwise revenue & results

Particulars	31-03-2020	31-03-2019
<b>Revenue by geographical segment</b>		
India	10,21,82,252	11,84,82,561
USA	3,00,85,137	2,81,18,669
Europe	1,08,17,931	1,65,31,167
Rest of the world	3,35,03,406	2,14,51,387
<b>Total</b>	<b>17,65,88,726</b>	<b>18,45,83,784</b>
Less : Inter segment revenue	-	-
<b>Net sales/ revenue from operation</b>	<b>17,65,88,726</b>	<b>18,45,83,784</b>
<b>Profit/(loss) before tax and interest by geographical segment</b>		
India	5,90,97,313	6,57,31,053
USA	1,73,99,800	1,55,99,508
Europe	62,56,572	91,71,063
Rest of the world	1,93,76,763	1,19,00,673
<b>Total</b>	<b>10,21,30,448</b>	<b>10,24,02,297</b>
Less : Interest	1,79,280	-
Less : Other unallocable expenditure net of other unallocable income	10,46,70,267	9,80,63,644
<b>Profit before tax</b>	<b>(27,19,099)</b>	<b>43,38,653</b>

Notes to the financial statements for the period ended 31 March 2020

All amounts are in ₹ unless otherwise stated

The Company manufactures "Communication Equipment" primarily for power utilities / other utilities and engaged in its allied services, which is the only business segment of the Company. The Company is an Export Oriented Unit with its sole manufacturing unit being located at New Delhi. The above segment revenue and results are being identified on the basis of geographical markets. The fixed assets used in the Company's business cannot be specifically identified with any geographical segment. The management believes that it is currently not practicable to provide segment disclosures relating to total assets and liabilities since a segregation of capital employed on segment basis, is not possible.

**31. Trade payable includes amount payable to Micro, Small and Medium Enterprises as follows**

Particulars	31-03-2020	31-03-2019
i) Principal amount remaining unpaid to any supplier as at the end of the accounting year*	-	35,60,330
ii) Interest due thereon remaining unpaid to any supplier as at the end of the accounting year	-	-
iii) The amount of interest paid by the buyer in terms of section 16 of the Micro, Small and Medium Enterprises Development Act, 2006, (MSMED Act) along with the amount of payment made to the supplier beyond the appointed day during each accounting year	-	-
iv) The amount of interest due and payable for the period of delay in making payment (which has been paid but beyond the appointed day during the year) but without adding the interest specified under the MSMED Act	-	-
v) The amount of interest accrued and remaining unpaid at the end of each accounting year	-	-
vi) The amount of further interest remaining due and payable even in the succeeding years, until such date when the interest dues above are actually paid to the small enterprises, for the purpose of disallowance of a deductible expenditure under section 23 of the Micro, Small and Medium Enterprises Development Act, 2006.	-	-

\* Out of above amount overdue is ₹ Nil (Previous year: ₹ Nil)

Dues to Micro and Small Enterprises have been determined to the extent such parties have been identified on the basis of information collected by the Management.

**32. The comparative figures for the previous year have been rearranged wherever required to conform to the revised presentation of accounts.**

**33. Notes to financial statements form an integral part of financial statements.**

As per our report of even date  
For and on behalf of  
Pawan Nanak Bansal & Co.  
Chartered Accountants  
Firm Registration No.: 008953C

Alok Jain  
Partner  
Membership No.: 510960

For and on behalf of the Board

Inder Mohan Sood  
Managing Director & CEO  
DIN: 00001758

Davinder Mohan Sood  
Executive Director & CFO  
DIN: 00001756

Manish Kumar  
Company Secretary  
Membership No.: A16483

New Delhi, 12 June 2020

# Consolidated Financial Statements

## For the Financial Year ended 31 March 2020

## INDEPENDENT AUDITOR’S REPORT

To the Members of Valiant Communications Limited

### Report on the Audit of the Consolidated Financial Statements

#### Opinion

We have audited the accompanying Consolidated Financial Statements of Valiant Communications Limited (hereinafter referred to as “the Holding Company”) and its subsidiaries (Holding Company and its subsidiaries together referred to as “the Group”), which comprise the Consolidated Balance Sheet as at 31 March 2020, and the Consolidated Statement of Profit and Loss (including Other Comprehensive Income), the Consolidated Statement of Changes in Equity and the Consolidated Statement of Cash Flows for the year then ended, and notes to the Consolidated Financial Statements, including a summary of significant accounting policies and other explanatory information (hereinafter referred to as “the consolidated financial statements”).

In our opinion and to the best of our information and according to the explanations given to us, the aforesaid consolidated financial statements give the information required by the Companies Act, 2013 ('the Act') in the manner so required and give a true and fair view in conformity with the accounting principles generally accepted in India, of the consolidated state of affairs of the Group as at 31 March 2020, of its Consolidated Loss and Other Comprehensive Income, Consolidated Changes in Equity and Consolidated Cash Flows for the year then ended.

#### Basis for Opinion

We conducted our audit in accordance with the Standards on Auditing (SAs) specified under Section 143(10) of the Act. Our responsibilities under those SAs are further described in the Auditor's Responsibilities for the Audit of the Consolidated Financial Statements section of our report. We are independent of the Group in accordance with the Code of Ethics issued by the Institute of Chartered Accountants of India ('ICAI'), and we have fulfilled our other ethical responsibilities in accordance with the provisions of the Act. We believe that the audit evidence we have obtained is sufficient and appropriate to provide a basis for our opinion.

#### Key Audit Matters

Key audit matters ('KAM') are those matters that, in our professional judgement, were of most significance in our audit of the consolidated financial statements of the current period. These matters were addressed in the context of our audit of the consolidated financial statements as a whole, and in forming our opinion thereon, and we do not provide a separate opinion on these matters. We have determined the matters described below to be the key audit matters to be communicated in our report.

#### Revenue recognition

The Key Audit Matter	How our audit addressed the KAM
As described in Note 3.13 to the consolidated financial statements, the revenue standard establishes a comprehensive framework for determining whether, how much and when revenue is recognized. The standard mandates robust disclosures in respect of revenue and periods over which the remaining performance obligations will be satisfied subsequent to the balance sheet date.	Our audit procedures, include – <ul style="list-style-type: none"> <li>• Evaluated the systems, processes and internal controls relating to implementation of the revenue accounting standard;</li> <li>• Evaluated the identification of performance obligations and the ascribed transaction price;</li> <li>• Evaluated the detailed analysis performed by management on revenue streams by selecting samples for the existing contracts with customers and considered revenue recognition policy in the current period in respect of those revenue streams; and</li> <li>• Evaluated the appropriateness of the disclosures provided under the revenue standard and assessed the completeness and mathematical accuracy of the relevant disclosures.</li> </ul>

#### Other Information

The Holding Company's management and Board of Directors are responsible for the other information. The other information comprises the information included in the Holding Company's Annual Report, but does not include the financial statements and our auditors' report thereon.

Our opinion on the consolidated financial statements does not cover the other information and we do not express any form of assurance conclusion thereon.

In connection with our audit of the consolidated financial statements, our responsibility is to read the other information and, in doing so, consider whether the other information is materially inconsistent with the consolidated financial statements or our knowledge obtained

in the audit or otherwise appears to be materially misstated. If, based on the work we have performed, we conclude that there is a material misstatement of this other information; we are required to report that fact. We have nothing to report in this regard.

### **Responsibilities of Management and Those Charged with Governance for the Consolidated Financial Statements**

The Holding Company's management and Board of Directors are responsible for the preparation and presentation of these consolidated financial statements in terms of the requirements of the Act that give a true and fair view of the consolidated state of affairs, consolidated profit/loss and other comprehensive income, consolidated statement of changes in equity and consolidated cash flows of the Group in accordance with the accounting principles generally accepted in India, including the Indian Accounting Standards (Ind AS) specified under Section 133 of the Act. The respective Board of Directors of the entities included in the Group are responsible for maintenance of adequate accounting records in accordance with the provisions of the Act for safeguarding the assets of each entity and for preventing and detecting frauds and other irregularities; the selection and application of appropriate accounting policies; making judgements and estimates that are reasonable and prudent; and the design, implementation and maintenance of adequate internal financial controls that were operating effectively for ensuring the accuracy and completeness of the accounting records, relevant to the preparation and presentation of the consolidated financial statements that give a true and fair view and are free from material misstatement, whether due to fraud or error, which have been used for the purpose of preparation of the consolidated financial statements by the Directors of the Holding Company, as aforesaid.

In preparing the consolidated financial statements, the respective management and Board of Directors of the entities included in the Group are responsible for assessing the ability of each entity to continue as a going concern, disclosing, as applicable, matters related to going concern and using the going concern basis of accounting unless management either intends to liquidate the entity or to cease operations, or has no realistic alternative but to do so.

The respective Board of Directors of the entities included in the Group is responsible for overseeing the financial reporting process of each entity.

### **Auditor's Responsibilities for the Audit of the Consolidated Financial Statements**

Our objectives are to obtain reasonable assurance about whether the consolidated financial statements as a whole are free from material misstatement, whether due to fraud or error, and to issue an auditor's report that includes our opinion. Reasonable assurance is a high level of assurance, but is not a guarantee that an audit conducted in accordance with SAs will always detect a material misstatement when it exists. Misstatements can arise from fraud or error and are considered material if, individually or in the aggregate, they could reasonably be expected to influence the economic decisions of users taken on the basis of these consolidated financial statements.

As part of an audit in accordance with SAs, we exercise professional judgement and maintain professional skepticism throughout the audit. We also:

- Identify and assess the risks of material misstatement of the consolidated financial statements, whether due to fraud or error, design and perform audit procedures responsive to those risks, and obtain audit evidence that is sufficient and appropriate to provide a basis for our opinion. The risk of not detecting a material misstatement resulting from fraud is higher than for one resulting from error, as fraud may involve collusion, forgery, intentional omissions, misrepresentations, or the override of internal control.
- Obtain an understanding of internal control relevant to the audit in order to design audit procedures that are appropriate in the circumstances. Under Section 143(3)(i) of the Act, we are also responsible for expressing our opinion on whether the entity has adequate internal financial controls system in place and the operating effectiveness of such controls.
- Evaluate the appropriateness of accounting policies used and the reasonableness of accounting estimates and related disclosures made by management.
- Conclude on the appropriateness of management's use of the going concern basis of accounting in preparation of consolidated financial statements and, based on the audit evidence obtained, whether a material uncertainty exists related to events or conditions that may cast significant doubt on the appropriateness of this assumption. If we conclude that a material uncertainty exists, we are required to draw attention in our auditors' report to the related disclosures in the consolidated financial statements or, if such disclosures are inadequate, to modify our opinion. Our conclusions are based on the audit evidence obtained up to the date of our auditors' report. However, future events or conditions may cause the Group (Holding company and subsidiaries) to cease to continue as a going concern.
- Evaluate the overall presentation, structure and content of the consolidated financial statements, including the disclosures, and whether the consolidated financial statements represent the underlying transactions and events in a manner that achieves fair presentation.
- Obtain sufficient appropriate audit evidence regarding the financial information of such entities or business activities within the Group to express an opinion on the consolidated financial statements. We are responsible for the direction, supervision and performance of the audit of financial information of such entities.

We believe that the audit evidence obtained by us is sufficient and appropriate to provide a basis for our audit opinion on the consolidated financial statements.

We communicate with those charged with governance of the Holding Company and such other entities included in the consolidated financial statements of which we are the independent auditors regarding, among other matters, the planned scope and timing of the audit and significant audit findings, including any significant deficiencies in internal control that we identify during our audit.

We also provide those charged with governance with a statement that we have complied with relevant ethical requirements regarding independence, and to communicate with them all relationships and other matters that may reasonably be thought to bear on our independence, and where applicable, related safeguards

From the matters communicated with those charged with governance, we determine those matters that were of most significance in the audit of the consolidated financial statements of the current period and are therefore the key audit matters. We describe these matters in our auditors' report unless law or regulation precludes public disclosure about the matter or when, in extremely rare circumstances, we determine that a matter should not be communicated in our report because the adverse consequences of doing so would reasonably be expected to outweigh the public interest benefits of such communication.

### Other Matters

We did not audit the financial statements of Valiant Communications (UK) Limited and Valcomm Technologies Inc., foreign subsidiaries of the Holding Company, whose respective standalone financial statements reflect total assets of ₹ Rs. 518 lacs as at 31 March 2020, total turnover of ₹ 267 lacs for the year ended on that date, as considered in the consolidated financial statements. These financial statements are unaudited under the provisions of law of the respective host country and have been furnished to us by the Management and our opinion on the Consolidated Financial Statements, in so far as it relates to the amounts and disclosures included in respect of the aforesaid subsidiary and our report in terms of sub-sections (3) and (11) of Section 143 of the Act in so far as it relates to the aforesaid subsidiary is based solely on the Management certification.

Our opinion on the consolidated financial statements, and our report on Other Legal and Regulatory Requirements below, is not modified in respect of the above matters with respect to our reliance on the work done and the financial statements certified by the Management.

### Report on Other Legal and Regulatory Requirements

- A. As required by Section 143(3) of the Act, based on our audit, we report, to the extent applicable, that:
- We have sought and obtained all the information and explanations which to the best of our knowledge and belief were necessary for the purposes of our audit of the aforesaid consolidated financial statements.
  - In our opinion, proper books of account as required by law relating to preparation of the aforesaid consolidated financial statements have been kept so far as it appears from our examination of those books.
  - The consolidated balance sheet, the consolidated statement of profit and loss (including other comprehensive income), the consolidated statement of changes in equity and the consolidated statement of cash flows dealt with by this Report are in agreement with the relevant books of account maintained for the purpose of preparation of the consolidated financial statements.
  - In our opinion, the aforesaid consolidated financial statements comply with the Ind AS specified under Section 133 of the Act.
  - On the basis of the written representations received from the directors of the Holding Company and its subsidiaries which are incorporated in India, as on 31 March 2020 and taken on record by the Board of Directors of respective companies, none of the directors of the Group companies incorporated in India is disqualified as on 31 March 2020 from being appointed as a director in terms of Section 164(2) of the Act.
  - With respect to the adequacy of the internal financial controls with reference to financial statements of the Holding Company and its subsidiary companies incorporated in India and the operating effectiveness of such controls, refer to our separate report in "Annexure-I".
- B. With respect to the other matters to be included in the Auditors' Report in accordance with Rule 11 of the Companies (Audit and Auditor's) Rules, 2014, in our opinion and to the best of our information and according to the explanations given to us:
- the Group did not have any pending litigations as at 31 March 2020. Refer Note 24.1 to the consolidated financial statements.
  - the Group did not have any material foreseeable losses on long-term contracts including derivative contracts.
  - there has been no delay in transferring amounts to the Investor Education and Protection Fund by the Holding Company and its subsidiary companies incorporated in India during the year ended 31 March 2020.



C. With respect to the matter to be included in the Auditors' report under Section 197(16):

In our opinion and according to the information and explanation given to us, the remuneration paid during the current year by the Holding Company and its subsidiaries which are incorporated in India is in accordance with the provisions of Section 197 of the Act. The remuneration paid to any director by the Holding Company and its subsidiaries which are incorporated in India, is not in excess of the limit laid down under Section 197 of the Act. The Ministry of Corporate Affairs has not prescribed other details under Section 197(16) which are required to be commented upon by us.

For and on behalf of  
Pawan Nanak Bansal & Co.  
Chartered Accountants  
Firm Registration No. 008953C

Alok Jain  
Partner  
Membership No. 510960  
UDIN:20510960AAAABR5410

New Delhi, 12 June 2020

---

## ANNEXURE - I To the Independent Auditors' Report

### Report on the Internal Financial Controls under Clause (i) of Sub-section 3 of Section 143 of the Companies Act, 2013 ("the Act")

In conjunction with our audit of the consolidated financial statements of Valiant Communications Limited ("the Holding Company") as of 31 March 2020, we have audited the internal financial controls with reference to the Holding Company and its subsidiary companies which are companies incorporated in India, as of that date.

#### Opinion

In our opinion, the Holding Company and its subsidiaries which are incorporated in India, have, in all material respects, an adequate internal financial controls system with reference to consolidated financial statements and such internal financial controls with reference to consolidated financial statements were operating effectively as at 31 March 2020, based on the internal control with reference to financial statements criteria established by the Holding Company and its subsidiaries which are incorporated in India, considering the essential components of internal control stated in the Guidance Note on Audit of Internal Financial Controls Over Financial Reporting issued by the ICAI ("the Guidance Note").

#### Management's Responsibility for Internal Financial Controls

The Respective Board of Directors of the Holding Company and its subsidiaries which are incorporated in India, are responsible for establishing and maintaining internal financial controls based on the internal control with reference to financial statements criteria established by the Holding Company and its subsidiaries, which are incorporated in India, considering the essential components of internal control stated in the Guidance Note. These responsibilities include the design, implementation and maintenance of adequate internal financial controls that were operating effectively for ensuring the orderly and efficient conduct of its business, including adherence to the respective entity's policies, the safeguarding of its assets, the prevention and detection of frauds and errors, the accuracy and completeness of the accounting records, and the timely preparation of reliable financial information, as required under the Act.

#### Auditors' Responsibility

Our responsibility is to express an opinion on the internal financial controls with reference to the Holding Company and its subsidiary companies which are companies incorporated in India, based on our audit. We conducted our audit in accordance with the Guidance Note and the Standards on Auditing, prescribed under section 143(10) of Act, to the extent applicable to an audit of internal financial controls, both applicable to an audit of internal financial controls and with reference to Consolidated Financial Statements. Those Standards and the Guidance Note require that we comply with ethical requirements and plan and perform the audit to obtain reasonable assurance about whether adequate internal financial controls with reference to financial statements was established and maintained and if such controls operated effectively in all material respects.

Our audit involves performing procedures to obtain audit evidence about the adequacy of the internal financial controls system with reference to financial statements and their operating effectiveness. Our audit of internal financial with reference to financial statements included obtaining an understanding of internal financial controls with reference to financial statements, assessing the risk that a material weakness exists, and testing and evaluating the design and operating effectiveness of internal control based on the assessed risk. The procedures selected depend on the auditor's judgement, including the assessment of the risks of material misstatement of the financial statements, whether due to fraud or error.

---

We believe that the audit evidence we have obtained is sufficient and appropriate to provide a basis for our audit opinion on the internal financial controls system with reference to financial statements of the Holding Company and its subsidiary companies, which are incorporated in India.

#### **Meaning of Internal Financial Controls with reference to consolidated financial statements**

A company's internal financial control with reference to financial statements is a process designed to provide reasonable assurance regarding the reliability of financial reporting and the preparation of financial statements for external purposes in accordance with generally accepted accounting principles. A company's internal financial control with reference to consolidated financial statements includes those policies and procedures that (1) pertain to the maintenance of records that, in reasonable detail, accurately and fairly reflect the transactions and dispositions of the assets of the company; (2) provide reasonable assurance that transactions are recorded as necessary to permit preparation of consolidated financial statements in accordance with generally accepted accounting principles, and that receipts and expenditures of the company are being made only in accordance with authorizations of management and directors of the company; and (3) provide reasonable assurance regarding prevention or timely detection of unauthorized acquisition, use, or disposition of the company's assets that could have a material effect on the consolidated financial statements.

#### **Inherent Limitations of Internal Financial Controls with reference to Consolidated Financial Statements**

Because of the inherent limitations of internal financial controls with reference to consolidated financial statements, including the possibility of collusion or improper management override of controls, material misstatements due to error or fraud may occur and not be detected. Also, projections of any evaluation of the internal financial controls with reference to consolidated financial statements to future periods are subject to the risk that the internal financial control with reference to consolidated financial statements may become inadequate because of changes in conditions, or that the degree of compliance with the policies or procedures may deteriorate.

New Delhi, 12 June 2020

For and on behalf of  
Pawan Nanak Bansal & Co.  
Chartered Accountants  
Firm Registration No. 008953C

Alok Jain  
Partner  
Membership No. 510960  
UDIN:20510960AAAABR5410

## Valiant Communications Limited

### Consolidated Balance Sheet as at 31 March 2020

All amounts are in ₹ unless otherwise stated

Particulars	Note	As at 31-03-2020	As at 31-03-2019
<b>ASSETS</b>			
<b>Non-current assets</b>			
(a) Property, plant and equipment	4(a)	4,06,25,952	4,23,97,992
(b) Other intangible assets	4(b)	2,38,43,443	2,37,66,908
(c) Intangible assets under development		57,87,500	20,17,500
(d) Right of use assets	4(c)	11,95,200	-
(e) Financial Assets			
Loans	5	4,07,000	4,07,000
(f) Deferred tax assets (net)	16	13,29,274	4,19,478
(g) Income tax assets (net)	7	58,53,597	49,83,534
(h) Other non-current assets	9(a)	35,00,000	54,50,000
<b>Total non-current assets</b>		<b>8,25,41,966</b>	<b>7,94,42,412</b>
<b>Current assets</b>			
(a) Inventories	10	8,52,43,750	7,88,14,220
(b) Financial Assets			
(i) Investments	12	2,34,75,411	-
(ii) Trade receivables	11	7,75,38,847	8,96,95,501
(iii) Cash and cash equivalents	13(a)	3,89,23,015	6,52,95,272
(iv) Bank balances other than (iii) above	13(b)	3,46,36,807	1,84,85,602
(v) Other financial assets	6	13,31,232	7,29,662
(c) Income tax assets (Net)		6,61,181	8,03,145
(d) Other current assets	9(b)	55,07,406	1,10,67,480
<b>Total current assets</b>		<b>26,73,17,649</b>	<b>26,48,90,882</b>
<b>Total assets</b>		<b>34,98,59,615</b>	<b>34,43,33,294</b>
<b>EQUITY AND LIABILITIES</b>			
<b>Equity</b>			
(a) Equity share capital	14	7,22,34,600	7,22,34,600
(b) Other equity	15	24,48,91,750	24,39,10,645
<b>Equity attributable to the owners</b>		<b>31,71,26,350</b>	<b>31,61,45,245</b>
Non-controlling interest		4,20,247	4,20,279
<b>Total equity</b>		<b>31,75,46,597</b>	<b>31,65,65,524</b>
<b>LIABILITIES</b>			
<b>Non-current liabilities</b>			
(a) Financial liabilities			
- Lease liabilities		12,52,080	-
(b) Provisions	19(a)	19,22,882	15,91,892
<b>Total non-current liabilities</b>		<b>31,74,962</b>	<b>15,91,892</b>
<b>Current liabilities</b>			
(a) Financial liabilities			
(i) Trade payables	17(a)	-	35,60,330
- Outstanding dues of micro enterprises and small enterprises		-	-
- Outstanding dues of creditors other than micro and small enterprises		1,87,08,674	1,12,98,706
(ii) Other financial liabilities	17(b)	37,76,465	41,25,018
(b) Other current liabilities	18	66,52,917	56,74,279
(c) Provisions	19(b)	-	15,17,545
<b>Total current liabilities</b>		<b>2,91,38,056</b>	<b>2,61,75,878</b>
<b>Total equity and liabilities</b>		<b>34,98,59,615</b>	<b>34,43,33,294</b>

See accompanying notes to the financial statements

As per our report of even date  
For and on behalf of  
Pawan Nanak Bansal & Co.  
Chartered Accountants  
Firm Registration No.: 008953C

Alok Jain  
Partner  
Membership No.: 510960

For and on behalf of the Board

Inder Mohan Sood  
Managing Director & CEO  
DIN: 00001758

Davinder Mohan Sood  
Executive Director & CFO  
DIN: 00001756

Manish Kumar  
Company Secretary  
Membership No.: A16483

New Delhi, 12 June 2020

## Valiant Communications Limited

### Consolidated Statement of Profit and Loss for the year ended 31 March 2020

All amounts are in ₹ unless otherwise stated

Particulars	Note	31-03-2020	31-03-2019
I. Revenue From Operations	20	19,68,14,483	19,13,92,376
II. Other Income	21	75,76,083	33,63,007
III. <b>Total Income (I+II)</b>		20,43,90,566	19,47,55,383
<b>IV. EXPENSES</b>			
Cost of materials consumed	22.1	8,78,19,503	8,55,91,219
Changes in inventories of finished goods, work-in-progress and stock-in-trade	22.2	24,43,448	(17,57,360)
Employee benefits expenses	22.3	3,87,32,349	3,73,31,961
Depreciation and amortization expenses	22.4	1,86,54,129	1,73,99,395
Finance cost		1,79,280	-
Other expenses	22.5	5,73,67,422	5,03,73,918
<b>Total expenses (IV)</b>		20,51,96,131	18,89,39,133
V. Profit/(loss) before exceptional items and tax (III- IV)		(8,05,565)	58,16,250
VI. Exceptional Items		-	-
VII. <b>Profit/(loss) before tax (V-VI)</b>		(8,05,565)	58,16,250
VIII. Tax expenses:			
(1) Current tax	8	72,290	23,63,911
(2) Deferred tax	8	(9,09,796)	(8,97,634)
IX. <b>Profit (Loss) for the year (VII-VIII)</b>		31,941	43,49,973
<b>X. Other Comprehensive Income</b>			
<b>a) Items that will be reclassified to profit or loss</b>			
Exchange difference on translation of foreign operations		16,11,575	(27,770)
<b>b) Items that will not be reclassified to profit or loss</b>			
Remeasurement of the employee defined benefit plans		(1,79,891)	(19,55,138)
Equity instruments through Other Comprehensive Income		(5,29,325)	-
Income tax relating to items that will not be reclassified to profit or loss		46,772	5,08,336
		(6,62,444)	(14,46,802)
<b>Total Other Comprehensive Income (a+b)</b>		9,49,131	(14,74,572)
XI. <b>Total Comprehensive Income for the year (IX+X)</b>		9,81,072	28,75,401
XII. <b>Profit for the year attributable to:</b>			
Owners of the Company		31,973	43,37,016
Non-controlling interest		(32)	12,957
		31,941	43,49,973
XIII. <b>Other Comprehensive Income attributable to:</b>			
Owners of the Company		9,49,131	(14,74,572)
Non-controlling interest		-	-
		9,49,131	(14,74,572)
XIV. <b>Total Comprehensive Income attributable to:</b>			
Owners of the Company		9,81,104	28,62,444
Non-controlling interest		(32)	12,957
		9,81,072	28,75,401
XV. <b>Earnings per equity share</b>	23		
(1) Basic		0.01	0.60
(2) Diluted		0.01	0.60

See accompanying notes to the financial statements

As per our report of even date  
For and on behalf of  
Pawan Nanak Bansal & Co.  
Chartered Accountants  
Firm Registration No.: 008953C

Alok Jain  
Partner  
Membership No.: 510960

For and on behalf of the Board

Inder Mohan Sood  
Managing Director & CEO  
DIN: 00001758

Davinder Mohan Sood  
Executive Director & CFO  
DIN: 00001756

Manish Kumar  
Company Secretary  
Membership No.: A16483

New Delhi, 12 June 2020

## Valiant Communications Limited

### Consolidated Cash Flow Statement for the year ended 31 March 2020

All amounts are in ₹ unless otherwise stated

Particulars	31-03-2020	31-03-2019
<b>A. CASH FLOW FROM OPERATING ACTIVITIES</b>		
Net profit before tax	(8,05,565)	58,16,250
Adjustment for		
Depreciation and amortization	1,80,56,529	1,73,99,395
Remeasurement of the employee defined benefit plans	(1,79,891)	(19,55,138)
(Profit)/ loss on sale of fixed assets	16,241	11,373
Bank interest	(24,64,484)	(19,88,218)
Equity instruments through Other Comprehensive Income	(5,29,325)	-
Net gain on derecognition of financial assets	(24,85,641)	(4,89,418)
Dividend income	(3,40,479)	(35,333)
Foreign currency translation reserve adjustments	16,11,575	(27,770)
Net (gain)/ loss on foreign currency translation	(19,10,007)	(6,98,358)
	1,17,74,519	1,22,16,533
<b>Operating profit before working capital changes</b>	<b>1,09,68,953</b>	<b>1,80,32,783</b>
Adjustment for		
(Increase)/ decrease in trade receivables	1,21,56,654	3,05,41,284
(Increase)/ decrease in other financial assets	(6,01,570)	(63,787)
(Increase)/ decrease in other assets	48,31,975	(43,01,112)
(Increase)/ decrease in inventories	(64,29,530)	(1,88,99,364)
(Increase)/ decrease in right of use assets	(11,95,200)	-
Increase/ (decrease) in Lease Liabilities	12,52,080	-
Increase/ (decrease) in trade payables	38,49,638	(92,23,366)
Increase/ (decrease) in other financial liabilities	(3,48,553)	3,11,280
Increase/ (decrease) in other current liabilities	(2,07,917)	24,68,628
	2,42,76,530	1,88,66,346
<b>Cash generated from operations</b>	<b>2,42,76,530</b>	<b>1,88,66,346</b>
Interest paid	-	-
Direct taxes paid	(25,518)	(43,90,851)
<b>Net cash generated from operating activities</b>	<b>2,42,51,012</b>	<b>1,44,75,495</b>
<b>B. CASH FLOW FROM INVESTING ACTIVITIES</b>		
Purchase of tangible and intangible assets	(1,64,92,265)	(1,40,96,630)
Sale of tangible and intangible assets	1,15,000	68,000
Sale (Purchase) of investments	(2,34,75,411)	-
Capital advances	19,50,000	(12,12,500)
Intangible assets under development	(37,70,000)	(3,37,500)
Investment in bank deposits	(1,61,51,205)	2,18,73,575
Dividend income	3,40,479	35,333
Bank interest	24,64,484	19,88,218
<b>Net cash generated from investing activities</b>	<b>(5,50,18,918)</b>	<b>83,18,496</b>
<b>C. CASH FLOW FROM FINANCING ACTIVITIES</b>		
Net gain on derecognition of financial assets	24,85,641	4,89,418
<b>Net cash generated from financing activities</b>	<b>24,85,641</b>	<b>4,89,418</b>
Net gain/ (loss) on foreign currency translation	19,10,007	6,98,358
	(2,63,72,257)	2,39,81,767
<b>Net increase in cash and cash equivalents</b>	<b>(2,63,72,257)</b>	<b>2,39,81,767</b>
Cash and cash equivalents (opening balance)	6,52,95,272	4,13,13,505
<b>Cash and cash equivalents (closing balance)</b>	<b>3,89,23,015</b>	<b>6,52,95,272</b>

See accompanying notes to the financial statements

As per our report of even date  
For and on behalf of  
Pawan Nanak Bansal & Co.  
Chartered Accountants  
Firm Registration No.: 008953C

Alok Jain  
Partner  
Membership No.: 510960

For and on behalf of the Board

Inder Mohan Sood  
Managing Director & CEO  
DIN: 00001758

Davinder Mohan Sood  
Executive Director & CFO  
DIN: 00001756

Manish Kumar  
Company Secretary  
Membership No.: A16483

New Delhi, 12 June 2020

## Valiant Communications Limited

### Consolidated Statement of Changes in Equity for the period ended 31 March 2020

All amounts are in ₹ unless otherwise stated

Particulars	Equity Share Capital	Other Equity attributable to the equity holders of the parent				Other Comprehensive Income (OCI)		Total Other Equity	Non-controlling Interest	Total Equity
		Reserves and Surplus	Retained Earnings	Equity Instruments Through Other Comprehensive Income	Foreign Currency Translation Reserve	Capital Redemption Reserve	Securities Premium			
<b>As at 01-04-2018</b>	<b>7,22,34,600</b>	<b>1,42,21,400</b>	<b>13,47,99,247</b>	<b>-</b>	<b>-</b>	<b>23,50,907</b>	<b>24,10,48,201</b>	<b>4,07,322</b>	<b>31,36,90,123</b>	
Profit for the year	-	-	43,37,016	-	-	-	43,37,016	12,957	43,49,973	
Other Comprehensive Income (net)	-	-	(14,46,802)	-	-	(27,770)	(14,74,572)	-	(14,74,572)	
Total Comprehensive Income	-	-	28,90,214	-	-	(27,770)	28,62,444	12,957	28,75,401	
<b>As at 31-03-2019</b>	<b>7,22,34,600</b>	<b>1,42,21,400</b>	<b>13,76,89,461</b>	<b>-</b>	<b>-</b>	<b>23,23,137</b>	<b>24,39,10,645</b>	<b>4,20,279</b>	<b>31,65,65,524</b>	
Profit for the year	-	-	31,973	-	-	-	31,973	-	31,973	
Other Comprehensive Income (net)	-	-	(1,33,119)	(5,29,325)	(5,29,325)	16,11,575	9,49,131	(32)	9,49,100	
Total Comprehensive Income	-	-	(1,01,146)	(5,29,325)	(5,29,325)	16,11,575	9,81,105	(32)	9,81,073	
<b>As at 31-03-2020</b>	<b>7,22,34,600</b>	<b>1,42,21,400</b>	<b>13,75,88,315</b>	<b>(5,29,325)</b>	<b>8,96,76,647</b>	<b>39,34,713</b>	<b>24,48,91,750</b>	<b>4,20,247</b>	<b>31,75,46,597</b>	

**Note:**

1. Amount received on issue of shares in excess of the par value has been classified as securities premium and can be utilized in accordance with the provisions of the Companies Act, 2013 (the Act).
2. Capital redemption reserve is created out of profits on redemption of capital, which is required to be maintained as per statute and cannot be distributed to the shareholders. The same can only be utilized in a restrictive manner as required by the Act.
3. Retained Earnings represents surplus i.e. balance of the relevant column in the Statement of Changes in Equity
4. Foreign currency translation reserve pertains to exchange differences on the translation of the subsidiaries having a functional currency other than Indian Rupees.

As per our report of even date  
For and on behalf of  
Pawan Nanak Bansal & Co.  
Chartered Accountants  
Firm Registration No.: 0088953C

Alok Jain  
Partner  
Membership No.: 510960

For and on behalf of the Board

Inder Mohan Sood  
Managing Director & CEO  
DIN: 00001758

Davinder Mohan Sood  
Executive Director & CFO  
DIN: 00001756

Manish Kumar  
Company Secretary  
Membership No.: A16488

New Delhi, 12 June 2020



## Notes to the consolidated financial statements for the period ended 31 March 2020

### 1. Corporate Information

Valiant Communications Limited (the "Company") is a public limited company domiciled in India and is incorporated under the provisions of the Companies Act applicable in India. The principal activities of the Company and its subsidiaries (hereinafter referred to as "Group") are manufacturing and marketing of communications equipment, primarily for power utilities / other utilities and; its allied services. The Group has its manufacturing facilities in India and sells in India and across the globe. The Company's registered office is at 71/1, Shivaji Marg, New Delhi 110015.

The financial statements for the year ended 31 March 2020 were approved by the Board of Directors and authorised for issue on 12 June 2020.

### 2. Recent accounting pronouncement

The Ministry of Corporate Affairs ("MCA") notifies new standard or amendments to the existing standards. There is no such notification which would have been applicable from 01 April 2020.

### 3. Significant accounting policies

#### 3.1 Statement of compliance

These financial statements of the Group have been prepared in accordance with Indian Accounting Standards notified under the Companies (Indian Accounting Standards) Rules, 2015 ("Ind AS").

#### 3.2 Basis of preparation and measurement

The consolidated financial statements have been prepared on an accrual basis and in accordance with the historical cost convention except for certain financial instruments which are measured at fair values at the end of each reporting period. Historical cost is generally based on the fair value of the consideration given in exchange for goods and services.

All assets and liabilities are classified into current and non-current generally based on the nature of product/ activities of the Group and the normal time between acquisition of assets/liabilities and their realisation/settlement in cash or cash equivalent.

The Group has determined its operating cycle as 12 months for the purpose of classification of its assets and liabilities as current and non-current.

Fair value is the price that would be received to sell an asset or paid to transfer a liability in an orderly transaction between market participants at the measurement date, regardless of whether that price is directly observable or estimated using another valuation technique.

The fair value of an asset or a liability is measured using the assumptions that market participants would use when pricing the asset or liability, assuming that market participants act in their economic best interest.

A fair value measurement of a non-financial asset takes into account a market participant's ability to generate economic benefits by using the asset in its highest and best use or by selling it to another market participant that would use the asset in its highest and best use.

The Group uses valuation techniques that are appropriate in the circumstances and for which sufficient data are available to measure fair value, maximising the use of relevant observable inputs and minimising the use of unobservable inputs.

All assets and liabilities for which fair value is measured or disclosed in the financial statements are categorised within the fair value hierarchy, described as follows, based on the lowest level input that is significant to the fair value measurement as a whole:

**Level 1** – Quoted (unadjusted) market prices in active markets for identical assets or liabilities.

**Level 2** – Valuation techniques for which the lowest level input that is significant to the fair value measurement is directly or indirectly observable.

**Level 3** – Valuation techniques for which the lowest level input that is significant to the fair value measurement is unobservable.

#### 3.3 Basis of consolidation

The consolidated financial statements incorporate the financial statements of the Company and entities (including structured entities) controlled by the Company and its subsidiaries. Control is achieved when the Company:

- has power over the investee;
- is exposed, or has rights, to variable returns from its involvement with the investee; and
- has the ability to use its power to affect its returns.

The Company reassesses whether or not it controls an investee if facts and circumstances indicate that there are changes to one or more of the three elements of control listed above. When the Company has less than a majority of the voting rights of an investee, it has power over the investee when the voting rights are sufficient to give it the practical ability to direct the relevant activities of the investee unilaterally. The Company considers all relevant facts and circumstances in assessing whether or not the Company's voting rights in an investee are sufficient to give it power, including:

- the size of the Company's holding of voting rights relative to the size and dispersion of holdings of the other vote holders;
- potential voting rights held by the Company, other vote holders or other parties;
- rights arising from other contractual arrangements; and
- any additional facts and circumstances that indicate that the Company has, or does not have, the current ability to direct the relevant activities at the time that decisions need to be made, including voting patterns at previous shareholders' meetings.

## Notes to the consolidated financial statements for the period ended 31 March 2020

Consolidation of a subsidiary begins when the Company obtains control over the subsidiary and ceases when the Company loses control of the subsidiary. Specifically, income and expenses of a subsidiary acquired or disposed of during the year are included in the Consolidated Statement of Profit and Loss from the date the Company gains control until the date when the Company ceases to control the subsidiary.

Profit or loss and each component of other comprehensive income are attributed to the owners of the Company and to the non-controlling interests. Total comprehensive income of subsidiaries is attributed to the owners of the Company and to the non-controlling interests even if this results in the non-controlling interests having a deficit balance.

When necessary, adjustments are made to the financial statements of subsidiaries to bring their accounting policies into line with the Group's accounting policies.

All intragroup assets and liabilities, equity, income, expenses, and cash flows relating to transactions between members of the Group are eliminated in full on consolidation.

### 3.4 Business combinations

Acquisitions of businesses are accounted for using the acquisition method. The consideration transferred in a business combination is measured at fair value, which is calculated as the sum of the acquisition-date fair values of the assets transferred by the Group, liabilities incurred by the Group to the former owners of the acquiree and the equity interests issued by the Group in exchange of control of the acquiree. Acquisition-related costs are generally recognised in profit or loss as incurred.

At the acquisition date, the identifiable assets acquired, and the liabilities assumed are recognised at their fair value, except that:

- deferred tax assets or liabilities, and assets or liabilities related to employee benefit arrangements are recognised and measured in accordance with Ind AS 12 Income Taxes and Ind AS 19 Employee Benefits respectively; and
- assets (or disposal groups) that are classified as held for sale in accordance with Ind AS 105 Non-current Assets Held for Sale and Discontinued Operations are measured in accordance with that Standard.

Goodwill is measured as the excess of the sum of the consideration transferred, the amount of any non-controlling interests in the acquiree, and the fair value of the acquirer's previously held equity interest in the acquiree (if any) over the net of the acquisition-date amounts of the identifiable assets acquired and the liabilities assumed.

In case of a bargain purchase, before recognising a gain in respect thereof, the Group determines whether there exists clear evidence of the underlying reasons for classifying the business combination as a bargain purchase. Thereafter, the Group reassesses whether it has correctly identified all of the assets acquired and all of the liabilities assumed and recognises any

additional assets or liabilities that are identified in that reassessment. The Group then reviews the procedures used to measure the amounts that Ind AS requires for the purposes of calculating the bargain purchase. If the gain remains after this reassessment and review, the Group recognises it in other comprehensive income and accumulates the same in equity as capital reserve. This gain is attributed to the acquirer. If there does not exist clear evidence of the underlying reasons for classifying the business combination as a bargain purchase, the Group recognises the gain, after reassessing and reviewing (as described above), directly in equity as capital reserve.

Non-controlling interests that are present ownership interests and entitle their holders to a proportionate share of the entity's net assets in the event of liquidation may be initially measured either at fair value or at the non-controlling interests' proportionate share of the recognised amounts of the acquiree's identifiable net assets. The choice of measurement basis is made on a transaction-by-transaction basis. Other types of non-controlling interests are measured at fair value or, when applicable, on the basis specified in another Ind AS.

When the consideration transferred by the Group in a business combination includes assets or liabilities resulting from a contingent consideration arrangement, the contingent consideration is measured at its acquisition-date fair value and included as part of the consideration transferred in a business combination. Changes in the fair value of the contingent consideration that qualify as measurement period adjustments are adjusted retrospectively, with corresponding adjustments against goodwill or capital reserve, as the case maybe. Measurement period adjustments are adjustments that arise from additional information obtained during the 'measurement period' (which cannot exceed one year from the acquisition date) about facts and circumstances that existed at the acquisition date.

The subsequent accounting for changes in the fair value of the contingent consideration that do not qualify as measurement period adjustments depends on how the contingent consideration is classified.

Contingent consideration that is classified as equity is not remeasured at subsequent reporting dates and its subsequent settlement is accounted for within equity. Contingent consideration that is classified as an asset or a liability is remeasured at fair value at subsequent reporting dates with the corresponding gain or loss being recognised in profit or loss.

When a business combination is achieved in stages, the Group's previously held equity interest in the acquiree is remeasured to its acquisition-date fair value and the resulting gain or loss, if any, is recognised in profit or loss. Amounts arising from interests in the acquiree prior to the acquisition date that have previously been recognised in other comprehensive income are reclassified to profit or loss where such treatment would be appropriate if that interest were disposed off.

## Notes to the consolidated financial statements for the period ended 31 March 2020

If the initial accounting for a business combination is incomplete by the end of the reporting period in which the combination occurs, the Group reports provisional amounts for the items for which the accounting is incomplete. Those provisional amounts are adjusted during the measurement period (see above), or additional assets or liabilities are recognised, to reflect new information obtained about facts and circumstances that existed at the acquisition date that, if known, would have affected the amounts recognised at that date.

### 3.5 Goodwill

Goodwill arising on an acquisition of a business is carried at cost as established at the date of acquisition of the business less accumulated impairment losses, if any.

For the purposes of impairment testing, goodwill is allocated to each of the Group's cash-generating units (or groups of cash generating units) that is expected to benefit from the synergies of the combination.

A cash-generating unit to which goodwill has been allocated is tested for impairment annually, or more frequently when there is an indication that the unit may be impaired. If the recoverable amount of the cash-generating unit is less than its carrying amount, the impairment loss is allocated first to reduce the carrying amount of any goodwill allocated to the unit and then to the other assets of the unit pro rata based on the carrying amount of each asset in the unit. Any impairment loss for goodwill is recognised directly in profit or loss. An impairment loss recognised for goodwill is not reversed in subsequent periods.

On disposal of the relevant cash-generating unit, the attributable amount of goodwill is included in the determination of the profit or loss on disposal.

### 3.6 Foreign currency translation

The functional currency of the Group is Indian rupee (₹).

On initial recognition, all foreign currency transactions are translated into the functional currency using the exchange rates prevailing on the date of the transaction. As at the reporting date, foreign currency monetary assets and liabilities are translated at the exchange rate prevailing on the Balance Sheet date and the exchange gains or losses are recognised in the Statement of Profit and Loss.

Non-monetary assets and liabilities denominated in a foreign currency and measured at historical cost are translated at the exchange rate prevalent at the date of transaction.

### 3.7 Property plant and equipment (PPE)

PPE are initially recognised at cost. The initial cost of PPE comprises its purchase price, including non-refundable duties and taxes net of any trade discounts and rebates. The cost of PPE includes interest on borrowings (borrowing cost), if any, directly attributable to acquisition, construction or production of

qualifying assets subsequent to initial recognition, PPE are stated at cost less accumulated depreciation (other than freehold land, which are stated at cost) and impairment losses, if any.

Subsequent costs are included in the asset's carrying amount or recognised as a separate asset, as appropriate, only when it is probable that future economic benefits associated with the item will flow to the Group and the cost of the item can be measured reliably. The carrying amount of any component accounted for as a separate asset is derecognised when replaced. All other repairs and maintenance are charged to profit or loss during the reporting period in which they are incurred.

Depreciation is recognised so as to write off the cost of assets (other than freehold land and capital work in progress, if any) less their residual values over the useful lives, using the straight-line method ("SLM") at the rates prescribed in Schedule II of the Companies Act, 2013.

The carrying values of property, plant and equipment are reviewed for impairment when events or changes in circumstances indicate that the carrying value may not be recoverable. The residual values, useful life and depreciation method are reviewed at each financial year-end to ensure that the amount, method and period of depreciation are consistent with previous estimates and the expected pattern of consumption of the future economic benefits embodied in the items of property, plant and equipment.

An item of property, plant and equipment is derecognised upon disposal or when no future economic benefits are expected to arise from the continued use of the asset. Any gain or loss arising on disposal or retirement of an item of property, plant and equipment is determined as the difference between sales proceeds and the carrying amount of the asset and is recognised in profit or loss. Fully depreciated assets still in use are retained in financial statements.

### 3.8 Intangible assets

Intangible assets are measured on initial recognition at cost and subsequently are carried at cost less accumulated amortisation and accumulated impairment losses, if any.

An intangible asset is derecognised on disposal, or when no future economic benefits are expected from use or disposal.

Gains or losses on derecognition are determined by comparing proceeds with carrying amount. These are included in profit or loss within other gains/(losses).

The Group amortises intangible assets with a finite useful life using the straight-line method over the following range of useful lives:

Asset	Useful life
Technical know-how	4 years
Software	6 years

## Notes to the consolidated financial statements for the period ended 31 March 2020

The estimated useful life is reviewed annually by the management.

### 3.9 Capital work-in-progress and intangible assets under development

Capital work-in-progress/intangible assets under development are carried at cost, comprising direct cost, related incidental expenses and attributable borrowing cost.

### 3.10 Non-derivative financial instruments

Financial assets and liabilities are recognised when the Group becomes a party to the contractual provisions of the instrument. Financial assets and liabilities are initially measured at fair value. Transaction costs that are directly attributable to the acquisition or issue of financial assets and financial liabilities (other than financial assets and financial liabilities at fair value through profit or loss) are added to or deducted from the fair value measured on initial recognition of financial asset or financial liability.

#### Cash and cash equivalents

The Group considers all highly liquid financial instruments, which are readily convertible into known amounts of cash that are subject to an insignificant risk of change in value and having original maturities of three months or less from the date of purchase, to be cash equivalents. Cash and cash equivalents consist of balances with banks which are unrestricted for withdrawal and usage.

#### Financial assets at amortised cost

Financial assets are subsequently measured at amortised cost if these financial assets are held within a business whose objective is to hold these assets in order to collect contractual cash flows and the contractual terms of the financial asset give rise on specified dates to cash flows that are solely payments of principal and interest on the principal amount outstanding.

#### Financial assets at fair value through other comprehensive income (FVTOCI)

Financial assets are measured at fair value through other comprehensive income if these financial assets are held within a business whose objective is achieved by both collecting contractual cash flows that give rise on specified dates to solely payments of principal and interest on the principal amount outstanding and by selling financial assets.

The Group has made an irrevocable election to present subsequent changes in the fair value of equity investments not held for trading in Other Comprehensive Income.

#### Financial assets at fair value through profit or loss (FVTPL)

Financial assets are measured at fair value through profit or loss unless it is measured at amortised cost or at fair value through other comprehensive income on initial recognition. The transaction costs directly attributable to the acquisition of financial assets and liabilities at fair value through profit or loss are immediately recognised in profit or loss.

#### Financial liabilities

Financial liabilities are measured at amortised cost using the effective interest method.

#### Equity instruments

An equity instrument is a contract that evidences residual interest in the assets of the Group after deducting all of its liabilities. Equity instruments recognised by the Group are measured at the proceeds received net off direct issue cost.

#### Offsetting of financial instruments

Financial assets and financial liabilities are off set and the net amount is reported in financial statements if there is a currently enforceable legal right to offset the recognised amounts and there is an intention to settle on a net basis, to realise the assets and settle the liabilities simultaneously.

### 3.11 Impairment

#### Financial assets (other than at fair value)

The Group assesses on a forward looking basis the expected credit losses associated with its assets carried at amortised cost and FVTOCI debt instruments, if any. The impairment methodology applied depends on whether there has been a significant increase in credit risk.

For trade receivables only, the Group applies the simplified approach permitted by Ind AS 109 Financial Instruments, which requires expected lifetime losses to be recognised from initial recognition of the receivables.

#### PPE and intangibles assets

Property, plant and equipment and intangible assets with finite life are evaluated for recoverability whenever there is any indication that their carrying amounts may not be recoverable. If any such indication exists, the recoverable amount (i.e. higher of the fair value less cost to sell and the value-in-use) is determined on an individual asset basis unless the asset does not generate cash flows that are largely independent of those from other assets. In such cases, the recoverable amount is determined for the cash generating unit (CGU) to which the asset belongs.

If the recoverable amount of an asset (or CGU) is estimated to be less than its carrying amount, the carrying amount of the asset (or CGU) is reduced to its recoverable amount. An impairment loss is recognised in the Statement of Profit and Loss.

### 3.12 Inventories

Inventories are valued at lower of cost (on weighted average basis) and net realisable value after providing for obsolescence and other losses, where considered necessary. Cost includes all charges in bringing the goods to their present location and condition including all applicable duties, taxes and other levies. Work-in-progress and finished goods include appropriate proportion of overheads and, where applicable, indirect taxes. Net realisable value is the estimated selling price in the ordinary course of business, less the estimated costs of completion and the estimated costs necessary to make the sale.

## Notes to the consolidated financial statements for the period ended 31 March 2020

### 3.13 Revenue recognition

#### Revenue from sale of goods

Revenue is recognised upon transfer of control of promised goods to customers in an amount that reflects the consideration which the group expects to receive in exchange for those goods.

Revenue from the sale of goods is recognised at the point in time when control is transferred to the customer which is usually on dispatch / delivery. Revenue is measured based on the transaction price, which is the consideration, adjusted for volume discounts, rebates, scheme allowances, price concessions, incentives, and returns, if any, as specified in the contracts with the customers. Revenue excludes taxes collected from customers on behalf of the government. Accruals for discounts/incentives and returns are estimated (using the most likely method) based on accumulated experience and underlying schemes and agreements with customers. Due to the short nature of credit period given to customers, there is no financing component in the contract.

#### Rendering of services

Income recognition for services takes place as and when the services are performed in accordance with IND AS 115

#### Interest Income

Interest income from financial assets is recognized when it is probable that economic benefits will flow to the Group and the amount of income can be measured reliably. Interest income is accrued on a time basis, by reference to the principal outstanding and at the effective interest rate applicable, which is the rate that exactly discounts estimated future cash receipts through the expected life of the financial assets to that asset's net carrying amount on initial recognition.

#### Dividend

Dividend income from investments is recognised when the shareholder's right to receive payment has been established (provided that it is probable that the economic benefits will flow to the Group and the amount of income can be measured reliably).

#### Insurance claims

Insurance claims are accounted for on the basis of claims admitted / expected to be admitted and to the extent that there is no uncertainty in receiving the claims.

### 3.14 Research and development expenses

Research expenditure and development costs of products are capitalised on product's technical feasibility is established.

### 3.15 Leases

The Group evaluates if an arrangement qualifies to be a lease as per the requirements of Ind AS 116. Identification of a lease requires significant judgement. The Group uses significant judgement in assessing the lease term (including anticipated renewals) and the applicable discount rate.

The discount rate is generally based on the incremental borrowing rate specific to the lease being evaluated or for a portfolio of leases with similar characteristics.

The Group's lease asset classes primarily consist of leases for buildings. The Group assesses whether a contract contains a lease, at inception of a contract. A contract is, or contains, a lease if the contract conveys the right to control the use of an identified asset for a period of time in exchange for consideration. To assess whether a contract conveys the right to control the use of an identified asset, the Group assesses whether:

- (i) the contract involves the use of an identified asset
- (ii) the Company has substantially all of the economic benefits from use of the asset through the period of the lease and
- (iii) the Company has the right to direct the use of the asset.

At the date of commencement of the lease, the Group recognizes a right-of-use asset ("ROU") and a corresponding lease liability for all lease arrangements in which it is a lessee, except for leases with a term of twelve months or less (short-term leases) and low value leases. For these short-term and low value leases, the Group recognizes the lease payments as an operating expense on a straight-line basis over the term of the lease.

Lease liability and ROU asset have been separately presented in the Balance Sheet and lease payments have been classified as financing cash flows.

#### Transition

Effective 01 April 2019, the Group adopted Ind AS 116 "Leases" and applied the standard to all lease contracts existing on 01 April 2019 using the modified retrospective method and has taken the cumulative adjustment to retained earnings, on the date of initial application. Consequently, the Group recorded the lease liability at the present value of the lease payments discounted at the incremental borrowing rate and the right of use asset at its carrying amount as if the standard had been applied since the commencement date of the lease, but discounted at the Group's incremental borrowing rate at the date of initial application. Comparatives as at and for the year ended 31 March 2019 have not been retrospectively adjusted and therefore will continue to be reported under the accounting policies included as part of our Annual Report for year ended 31 March 2019.

The following is the summary of practical expedients elected on initial application:

1. Applied a single discount rate to a portfolio of leases of similar assets in similar economic environment with a similar end date
2. Applied the exemption not to recognize right-of-use assets and liabilities for leases with less than 12 months of lease term on the date of initial application
3. Excluded the initial direct costs from the measurement of the right-of-use asset at the date of initial application.



## Notes to the consolidated financial statements for the period ended 31 March 2020

4. Applied the practical expedient to grandfather the assessment of which transactions are leases. Accordingly, Ind AS 116 is applied only to contracts that were previously identified as leases under Ind AS 17.

The weighted average incremental borrowing rate applied to lease liabilities as at 01 April 2019 is 10%.

### 3.16 Non-current assets held for sale

Non-current assets and disposal groups are classified as held for sale if their carrying amount will be recovered principally through a sale transaction rather than through continuing use. This condition is regarded as met only when the asset (or disposal group) is available for immediate sale in its present condition subject only to terms that are usual and customary for sales of such asset (or disposal group) and its sale is highly probable. Management must be committed to the sale, which should be expected to qualify for recognition as a completed sale within one year from the date of classification.

When the Group is committed to a sale plan involving disposal of an investment, the investment that will be disposed off is classified as held for sale when the criteria described above are met.

Non-current assets (and disposal groups) classified as held for sale are measured at the lower of their carrying amount and fair value less costs to sell.

### 3.17 Employee benefits

Employee benefits consist of contribution to provident fund, gratuity fund, compensated absences and supplemental pay.

The Group has provided for liability on account of all following employees benefits available to the employees in accordance with the applicable rules, regulations, laws and employees benefits policy of the Group.

- (i) Provident fund is a defined contribution scheme and the contributions are charged to the profit & loss account of the year when the contributions to the government funds are due.
- (ii) Gratuity liability is a defined benefit obligation and provided for on the basis of an actuarial valuation as per projected unit credit method, made at the end of each financial year. The Group has taken a policy with the Life Insurance Corporation of India (LIC) to cover the gratuity liability of the employees and premium paid to the LIC is charged to Profit and Loss Account. The difference between the actuarial valuation of the gratuity liability of the employees at the year end and the balance of funds with LIC is provided for as liability in the books.
- (iii) Employees are entitled to short-term compensated absences, which are provided for on the basis of estimates.
- (iv) Actuarial gains/losses are recognized in Other Comprehensive Income (OCI).

### 3.18 Segment reporting

As per Ind AS 108, operating segments are defined as components of an enterprise for which discrete financial information is available that is evaluated regularly by the chief operating decision maker, in deciding how to allocate resources and assessing performance. The Group's chief operating decision maker is the Managing Director & CEO.

The Group's operating geographical business segment is based on the locations of customers. Allocable costs are allocated to each segment in proportion to the relative sales of each segment. All the common income, expenses, assets and liabilities, which are not possible to be allocated to different segments, are treated as un-allocable items.

### 3.19 Income tax

Income tax expense comprises current tax expense and the net change in the deferred tax asset or liability during the year.

Current and deferred taxes are recognised in Statement of Profit and Loss, except when they relate to items that are recognised in other comprehensive income or directly in equity, in which case, the current and deferred tax are also recognised in other comprehensive income or directly in equity, respectively.

#### Current tax

Current tax is measured at the amount of tax expected to be payable on the taxable income for the year as determined in accordance with the provisions of the Income Tax Act, 1961.

Current tax assets and current tax liabilities are off set when there is a legally enforceable right to set off the recognized amounts and there is an intention to settle the asset and the liability on a net basis.

#### Deferred tax

Deferred income tax is recognised using the Balance Sheet approach. Deferred income tax assets and liabilities are recognised for deductible and taxable temporary differences arising between the tax base of assets and liabilities and their carrying amount, except when the deferred income tax arises from the initial recognition of an asset or liability in a transaction that is not a business combination and affects neither accounting nor taxable profit or loss at the time of the transaction.

Deferred tax assets are recognised only to the extent that it is probable that either future taxable profits or reversal of deferred tax liabilities will be available, against which the deductible temporary differences, and the carry forward of unused tax credits and unused tax losses can be utilised.

The carrying amount of a deferred tax asset shall be reviewed at the end of each reporting date and reduced to the extent that it is no longer probable that sufficient taxable profit will be available to allow all or part of the deferred income tax asset to be utilised.



## Notes to the consolidated financial statements for the period ended 31 March 2020

Deferred tax assets and liabilities are measured using the tax rates and tax laws that have been enacted or substantively enacted by the end of the reporting period and are expected to apply when the related deferred tax asset is realised or the deferred tax liability is settled.

Deferred tax assets and liabilities are off set when there is a legally enforceable right to offset current tax assets and liabilities and when the deferred tax balances relate to the same taxation authority.

Deferred tax assets include Minimum Alternate Tax (MAT) paid in accordance with the tax laws in India, to the extent it would be available for set off against future current income tax liability. Accordingly, MAT is recognised as deferred tax asset in the balance sheet when the asset can be measured reliably and it is probable that the future economic benefit associated with the asset will be realised.

### 3.20 Accounting of provisions, contingent liabilities and contingent assets

Provisions are recognized, when there is a present legal or constructive obligation as a result of past events, where it is probable that there will be outflow of resources to settle the obligation and when a reliable estimate of the amount of the obligation can be made. Where a provision is measured using the cash flows estimated to settle the present obligation, its carrying amount is the present value of those cash flows. Where the effect is material, the provision is discounted to net present value using an appropriate current market-based pre-tax discount rate and the unwinding of the discount is included in finance costs.

Contingent liabilities are recognised only when there is a possible obligation arising from past events, due to occurrence or non-occurrence of one or more uncertain future events, not wholly within the control of the Group, or where any present obligation cannot be measured in terms of future outflow of resources, or where a reliable estimate of the obligation cannot be made. Obligations are assessed on an ongoing basis and only those having a largely probable outflow of resources are provided for.

Contingent assets are not disclosed in the financial statements unless an inflow of economic benefits is probable.

### 3.21 Dividend to equity shareholders

Dividend to equity shareholders is recognised as a liability and deducted from shareholders' equity, in the period in which the dividends are approved by the equity shareholders in the general meeting.

### 3.22 Earnings per share (EPS)

Basic EPS is computed by dividing the profit or loss attributable to the equity shareholders of the Group by the weighted average number of Ordinary shares outstanding during the year. Diluted EPS is computed by adjusting the profit or loss attributable to the ordinary equity shareholders and the weighted average number of ordinary equity shares, for the effects of all dilutive potential Ordinary shares.

### 3.23 Critical accounting judgements and key sources of estimation uncertainty

The preparation of the consolidated financial statements in conformity with the Ind AS requires management to make judgements, estimates and assumptions that affect the application of accounting policies and the reported amounts of assets, liabilities and disclosures as at date of the consolidated financial statements and the reported amounts of the revenues and expenses for the years presented. The estimates and associated assumptions are based on historical experience and other factors that are considered to be relevant. Actual results may differ from these estimates under different assumptions and conditions.

The estimates and underlying assumptions are reviewed on an ongoing basis. Revisions to accounting estimates are recognized in the period in which the estimate is revised if the revision affects only that period, or in the period of the revision and future periods if the revision affects both current and future periods.

#### Critical Judgements

In the process of applying the Group's accounting policies, management has made the following judgements, which have the most significant effect on the amounts recognized in the financial statements.

#### Discount rate used to determine the carrying amount of the Group's defined benefit obligation

In determining the appropriate discount rate for plans assets, the management considers the interest rates of government bonds as provided by LIC, in currencies consistent with the currencies of the post-employment benefit obligation.

#### Contingencies and commitments

In the normal course of business, contingent liabilities may arise from litigations and other claims against the Group.

Where the potential liabilities have a low probability of crystallizing or are very difficult to quantify reliably, we treat them as contingent liabilities. Such liabilities are disclosed in the notes but are not provided for in the financial statements. Although there can be no assurance regarding the final outcome of the legal proceedings, we do not expect them to have a materially adverse impact on our financial position or profitability.

#### Key sources of estimation uncertainty

The key assumptions concerning the future, and other key sources of estimation uncertainty at the end of the reporting period, that have a significant risk of causing a material adjustment to the carrying amounts of assets and liabilities within the next financial year are discussed below:

#### Useful lives of property, plant and equipment

As described above, the Group reviews the estimated useful lives and residual values of property, plant and equipment at the end of each reporting period. During the current financial year, the

---

Notes to the consolidated financial statements for the period ended 31 March 2020

management determined that there were no changes to the useful lives and residual values of the property, plant and equipment.

**Allowances for doubtful debts**

The Group makes allowances for doubtful debts based on an assessment of the recoverability of trade and other receivables. The identification of doubtful debts requires use of judgement and estimates. Where the expectation is different from the original estimate, such difference will impact the carrying value of the trade and other receivables and doubtful debts expenses in the period in which such estimate has been changed.

**Allowances for inventories**

Management reviews the inventory age listing on a periodic basis. This review involves comparison of the carrying value of the aged inventory items with the respective net realizable value. The purpose is to ascertain whether an allowance is required to be made in the financial statements for any obsolete and slow-moving items. Management is satisfied that adequate allowance for obsolete and slow-moving inventories has been made in the financial statements.

**Liability for sales return**

In making judgement for liability for sales return, the management considered the detailed criteria for the recognition of revenue from the sale of goods set out in Ind AS 18 and in particular, whether the Group had transferred to the buyer the significant risk and rewards of ownership of the goods. Following the detailed quantification of the Group's liability towards sales return, the management is satisfied that significant risk and rewards have been transferred and that recognition of the revenue in the current year is appropriate, in conjunction with the recognition of an appropriate liability for sales return.

---



## Notes to the consolidated financial statements for the period ended 31 March 2020

All amounts are in ₹ unless otherwise stated

## 5. Loans (at amortised cost)\*

Loans Receivables considered good- Unsecured

Particulars	31-03-2020	31-03-2019
<b>Non-current</b>		
Security deposits (non-interest bearing)	4,07,000	4,07,000
<b>Total</b>	<b>4,07,000</b>	<b>4,07,000</b>

\*There is no loan amount due by directors or officers of the Company or any of them, severally or jointly with any other persons or amount due by firms or private companies respectively in which such director is a partner or a member at any time during the reporting period.

## 6. Other financial assets (at amortised cost)\*

Unsecured, considered good

Particulars	31-03-2020	31-03-2019
<b>Current</b>		
Interest accrued on fixed deposit with bank	13,31,232	7,29,662
<b>Total</b>	<b>13,31,232</b>	<b>7,29,662</b>

\* There is no amount due by directors or officers of the Company or any of them, severally or jointly with any other persons or amount due by firms or private companies respectively in which such director is a partner or a member at any time during the reporting period.

## 7. Income taxes assets and liabilities as at

The major component of income tax expenses for the year under reporting are:

Particulars	31-03-2020	31-03-2019
<b>Non current tax assets</b>		
Advance income tax (net of provisions)	58,53,597	49,83,534
<b>Total</b>	<b>58,53,597</b>	<b>49,83,534</b>

## 8. a) Income tax recognized in profit and loss

Particulars	31-03-2020	31-03-2019
<b>Current income tax charge</b>		
Current income tax	46,772	20,35,166
Adjustment in respect of current income tax of previous year	25,518	3,28,745
	72,290	23,63,911
<b>Deferred tax</b>		
In respect of current year	(8,03,275)	(8,67,734)
Adjustment in respect of prior years	(1,06,521)	(29,900)
	(9,09,796)	(8,97,634)
<b>Income tax expenses reported in the Statement of profit and loss</b>	<b>(8,37,506)</b>	<b>14,66,277</b>

**Notes to the consolidated financial statements for the period ended 31 March 2020**

b) The income tax expense for the year can be reconciled to the accounting profit as follows:

Particulars	31-03-2020	31-03-2019
<b>Profit before tax</b>	<b>(8,05,565)</b>	<b>58,16,250</b>
Income tax expense calculated at Indian tax rate of 26.00% (previous year: 26.00%)	(2,09,448)	15,12,224
Effect of expenses that are not deductible in determining taxable profit	15,032	16,840
Tax impact on sale of long-term investments	(64,568)	-
Others	(4,97,519)	(3,61,633)
Adjustment for changes in estimates of deferred tax	(1,06,521)	(29,900)
Adjustment in respect of current income tax of previous year	25,518	3,28,745
<b>Income tax expenses reported in the Statement of profit and loss</b>	<b>(8,37,506)</b>	<b>14,66,277</b>

9. Other assets

Unsecured, considered good

a) Non-current assets

Particulars	31-03-2020	31-03-2019
Capital advances	35,00,000	54,50,000
<b>Total</b>	<b>35,00,000</b>	<b>54,50,000</b>

b) Current assets

Particulars	31-03-2020	31-03-2019
<b>Statutory dues receivable from government authorities</b>		
Value Added Tax (VAT) credit refundable	27,628	27,628
Service Tax credit refundable	-	40,931
Goods and Services tax (GST) input credit	44,130	10,81,144
Advances to suppliers	16,44,849	26,25,855
Advances to employees	-	16,500
Earnest money deposits with customers	7,01,200	7,01,200
Prepaid expenses	30,89,599	65,74,222
<b>Total</b>	<b>55,07,406</b>	<b>1,10,67,480</b>

**Note:** There are no advances due by directors or officers of the Company or any of them, severally or jointly with any other persons or amounts due by firms or private companies respectively in which such director is a partner or a member.

10. Inventories (valued at lower of cost or net realizable value)

Particulars	31-03-2020	31-03-2019
Raw material	8,46,18,760	7,57,45,782
Work-in-progress	6,24,990	30,68,438
<b>Total</b>	<b>8,52,43,750</b>	<b>7,88,14,220</b>

## Notes to the consolidated financial statements for the period ended 31 March 2020

All amounts are in ₹ unless otherwise stated

## 11. Trade receivables

Particulars	31-03-2020	31-03-2019
<b>Trade receivables</b>		
Unsecured, considered good	7,75,38,847	8,96,95,501
Any other	-	-
<b>Total</b>	<b>7,75,38,847</b>	<b>8,96,95,501</b>

**Notes:**

- The credit period ranges from 30 days to 180 days.
- No trade or other receivable are due from directors or other officers of the Company either severally or jointly with any other person. Nor any trade or other receivables are due from firms or private companies respectively in which any director is a partner, a director or a member.
- Movement in the expected credit loss allowance: Not Applicable
- There is no amount due by directors or officers of the Group/ Company or any of them, severally or jointly with any other persons or amount due by firms or private companies respectively in which such director is a partner or a member at any time during the reporting period.
- There is no amount due by any of related party.

## 12. Current investments

Carried at fair value through other comprehensive income (FVOCI)

Particulars	31-03-2020	31-03-2019
<b>Quoted</b>		
Investment in equity instruments	2,34,75,411	-
<b>Total current investments</b>	<b>2,34,75,411</b>	<b>-</b>
<b>Aggregate amount of quoted investments and market value thereof</b>	<b>2,34,75,411</b>	<b>-</b>

## 13. Cash &amp; bank balances

Particulars	31-03-2020	31-03-2019
<b>a) Cash &amp; cash equivalents</b>		
Balances with banks in current accounts	3,86,87,954	6,51,98,979
Cash on hand	2,35,061	96,293
<b>Total</b>	<b>3,89,23,015</b>	<b>6,52,95,272</b>
<b>b) Other bank balance</b>		
Deposit (with original maturity more than 3 months but less than 12 months)	1,92,00,000	50,00,000
<b>Earmarked balances with banks</b>		
Bank deposits as margin money against bank guarantees	1,54,36,807	1,34,85,602
<b>Total</b>	<b>3,46,36,807</b>	<b>1,84,85,602</b>

## 14. Share capital

Particulars	31-03-2020	31-03-2019
<b>Authorized</b>		
1,50,00,000 equity shares of ₹ 10/- each	15,00,00,000	15,00,00,000
<b>Issued, subscribed &amp; paid-up</b>		
72,23,460 equity shares of ₹ 10/- each fully paid up	7,22,34,600	7,22,34,600



## Notes to the consolidated financial statements for the period ended 31 March 2020

All amounts are in ₹ unless otherwise stated

### 14.1 Reconciliation statement for number of equity shares outstanding

Particulars	No. of shares	Value in ₹
<b>Equity shares of ₹ 10/- each fully paid up</b>		
As at 31-03-2019	72,23,460	7,22,34,600
Any changes/ movement during the year	-	-
<b>As at 31-03-2020</b>	<b>72,23,460</b>	<b>7,22,34,600</b>

**14.2** The Company has issued only one class of shares/ securities i.e. fully paid-up equity shares. Each equity shareholder is entitled to vote one vote per share. The dividend proposed by Board of Directors, if any, is subject to the approval of equity shareholders in their ensuing annual general meeting, except in case of interim dividend.

In the event of liquidation of Company, the equity shareholders shall be entitled for remaining assets of the Company, after distribution of all preferential amount. The distribution shall be in proportion to the number of shares held by equity shareholders.

**14.3** Any holding of shares in respect of each class in the Company held by its holding company or its ultimate holding company including shares held by subsidiaries or associates of the holding company or the ultimate holding company in aggregate: None

### 14.4 Details of shareholders holding more than five per cent equity shares in the Company

Particulars	Category	No. of shares	% holding
<b>a) Inder Mohan Sood</b>	<b>Promoter</b>		
As at 31-03-2019		11,49,086	15.91
<b>As at 31-03-2020</b>		<b>11,49,086</b>	15.91
<b>b) Davinder Mohan Sood</b>	<b>Promoter</b>		
As at 31-03-2019		11,47,758	15.89
<b>As at 31-03-2020</b>		<b>11,73,258</b>	16.24
<b>c) Ostrich Estate Private Ltd.</b>	<b>Non-promoter</b>		
As at 31-03-2019		1,67,454	2.32
<b>As at 31-03-2020</b>		<b>1,67,454</b>	2.32

**14.5** As per records of the Company as at reporting date, no calls remain unpaid by the directors and officers of the Company.

### 15. Other equity

Particulars	31-03-2020	31-03-2019
Securities premium	8,96,76,647	8,96,76,647
Capital redemption reserve	1,42,21,400	1,42,21,400
Retained earnings	13,75,88,315	13,76,89,461
Reserve for equity instruments through Other Comprehensive Income	(5,29,325)	-
Foreign currency translation reserve	39,34,713	23,23,137
<b>Total</b>	<b>24,48,91,750</b>	<b>24,39,10,645</b>

### 15.1 Movement in other equity

Particulars	31-03-2020	31-03-2019
<b>Reserves &amp; surplus</b>		
<b>Securities premium</b>		
Balance at beginning of year	8,96,76,647	8,96,76,647
Addition/ deduction	-	-
Closing balance	8,96,76,647	8,96,76,647

## Notes to the consolidated financial statements for the period ended 31 March 2020

All amounts are in ₹ unless otherwise stated

## 15.1 Movement in other equity (contd...)

Particulars	31-03-2020	31-03-2019
<b>Capital redemption reserve</b>		
Balance at beginning of year	1,42,21,400	1,42,21,400
Addition/ deduction	-	-
Closing balance	1,42,21,400	1,42,21,400
<b>Retained earnings</b>		
Balance at beginning of year	13,76,89,461	13,47,99,247
Add: Profit/ (loss) for the year	31,973	43,37,016
Other Comprehensive Income arising from remeasurement of defined benefit obligation (net of income tax)	(1,33,119)	(14,46,802)
Closing balance	13,75,88,315	13,76,89,461
<b>Reserve for equity instruments through Other Comprehensive Income</b>		
Balance at beginning of year	-	-
Addition/ (deduction) for the year	(5,29,325)	-
Cumulative gain/ (loss) transferred to retained earnings	-	-
Closing balance	(5,29,325)	-
<b>Foreign currency translation reserve</b>		
Balance brought forward	23,23,137	23,50,907
Addition/ (deduction) for the year	16,11,575	(27,770)
Closing balance	39,34,713	23,23,137
<b>Total</b>	<b>24,48,91,750</b>	<b>24,39,10,645</b>

## Note:

1. Amount received on issue of shares in excess of the par value has been classified as securities premium and can be utilized in accordance with the provisions of the Companies Act, 2013 (the Act).
2. Capital redemption reserve is created out of profits on redemption of capital, which is required to be maintained as per statute and cannot be distributed to the shareholders. The same can only be utilized in a restrictive manner as required by the Act.
3. Retained Earnings represents surplus i.e. balance of the relevant column in the Statement of Changes in Equity.
4. Foreign currency translation reserve pertains to exchange differences on the translation of the subsidiaries having a functional currency other than Indian Rupees.

## 16. Net deferred tax assets/ liabilities

Particulars	31-03-2020	31-03-2019
Property, plant and equipment	-	3,88,975
Gross deferred tax liability	-	3,88,975
Less:		
Property, plant and equipment	2,52,991	-
Unabsorbed depreciation carried forward	5,61,545	-
Right to use lease assets	14,789	-
Provisions for employee benefits	4,99,949	8,08,453
Gross deferred tax asset	13,29,274	8,08,453
<b>Deferred tax assets (net)</b>	<b>13,29,274</b>	<b>4,19,478</b>

## Notes to the consolidated financial statements for the period ended 31 March 2020

All amounts are in ₹ unless otherwise stated

### 17. Current financial liabilities

Particulars	31-03-2020	31-03-2019
<b>a) Trade payable</b>		
Outstanding dues of micro enterprises and small enterprises (refer note 32)	-	35,60,330
Outstanding dues of creditors other than micro and small enterprises	1,87,08,674	1,12,98,706
<b>Total</b>	<b>1,87,08,674</b>	<b>1,48,59,036</b>
<b>b) Other financial liabilities</b>		
Employees related payables	25,25,466	25,30,077
Other expenses payable	12,50,999	15,94,941
<b>Total</b>	<b>37,76,465</b>	<b>41,25,018</b>

**Note:** The average credit period on purchases of goods and services are within 120 days. The trade payables are non-interest bearing.

### 18. Other current liabilities

Particulars	31-03-2020	31-03-2019
Advances from customers	57,98,216	47,43,750
Statutory dues	8,54,701	9,30,529
<b>Total</b>	<b>66,52,917</b>	<b>56,74,279</b>

### 19. Provisions

Particulars	31-03-2020	31-03-2019
<b>a) Non-current</b>		
Provision for gratuity	19,22,882	15,91,892
<b>Total</b>	<b>19,22,882</b>	<b>15,91,892</b>
<b>b) Current</b>		
Provision for short-term employees benefit (leave encashment)	-	15,17,545
<b>Total</b>	<b>-</b>	<b>15,17,545</b>

### 20. Revenue from operations

Particulars	31-03-2020	31-03-2019
<i>from exports</i>		
Sale of products	9,43,12,938	7,27,11,269
Sale of services	3,19,293	1,98,546
<b>Total (A)</b>	<b>9,46,32,231</b>	<b>7,29,09,815</b>
<i>from India</i>		
Sale of products	9,19,46,492	11,06,13,667
Sale of services	1,02,35,760	78,68,894
<b>Total (B)</b>	<b>10,21,82,252</b>	<b>11,84,82,561</b>
<b>Total (A + B)</b>	<b>19,68,14,483</b>	<b>19,13,92,376</b>

## Notes to the consolidated financial statements for the period ended 31 March 2020

All amounts are in ₹ unless otherwise stated

## 21. Other income

Particulars	31-03-2020	31-03-2019
<b>a) Interest income</b>		
Interest Income on bank deposits carried at amortised cost	24,64,484	19,88,218
<b>b) Dividend income</b>		
Dividend on non-current investment in equity instruments carried at FVOCI	3,40,479	35,333
<b>c) Others gains and losses</b>		
Net gain on derecognition of financial assets	24,85,641	4,89,418
Net gain/ (loss) on foreign currency transaction and translation	19,10,007	6,98,358
Other non-operating income (net of expenses directly attributable to such income)	3,75,472	1,51,680
<b>Total</b>	<b>75,76,083</b>	<b>33,63,007</b>

## 22. Expenses

Particulars	31-03-2020	31-03-2019
<b>22.1 Cost of material consumed</b>		
Opening stock	7,57,45,782	5,86,03,778
Add: Purchases	9,66,92,481	10,27,33,223
Less: Closing stock	(8,46,18,760)	(7,57,45,782)
<b>Total</b>	<b>8,78,19,503</b>	<b>8,55,91,219</b>
<b>22.2 Changes in inventories of work-in-progress (semi-finished)</b>		
Opening stock	30,68,438	13,11,078
Less: Closing stock	(6,24,990)	(30,68,438)
<b>(Increase) / decrease in inventories</b>	<b>24,43,448</b>	<b>(17,57,360)</b>
<b>22.3 Employee benefits expenses</b>		
Salary, wages and bonus	3,69,43,318	3,54,90,194
Contribution to provident and other funds	9,17,063	9,24,126
Staff welfare	8,71,968	9,17,641
<b>Total</b>	<b>3,87,32,349</b>	<b>3,73,31,961</b>
<b>22.4 Depreciation and amortization expenses</b>		
Depreciation on tangible assets	57,73,664	55,16,014
Amortization of lease assets	5,97,600	-
Amortization of intangible assets	1,22,82,865	1,18,83,381
<b>Total</b>	<b>1,86,54,129</b>	<b>1,73,99,395</b>

**Notes to the consolidated financial statements for the period ended 31 March 2020**

All amounts are in ₹ unless otherwise stated

Particulars	31-03-2020	31-03-2019
<b>22.5 Other expenses</b>		
Consumption of stores and spare parts	15,60,213	13,91,038
Power & fuel	15,82,916	14,61,093
Repairs to machinery	3,38,511	3,45,866
Repairs to building	1,36,389	3,94,680
Other manufacturing expenses	1,00,71,699	96,49,866
Loss on sale of fixed assets	16,241	11,373
Rent	-	7,21,800
Rates & taxes, excluding taxes on income	69,538	57,210
Postage, phones & grams	7,46,489	7,96,117
Product testing & quality certification	6,81,900	17,92,305
Printing & stationery	6,09,450	6,19,904
Installation & commissioning	62,66,093	56,04,661
Traveling	95,77,922	74,51,955
Insurance	2,82,873	2,23,612
Advertisement	6,33,759	5,17,308
Office general expenses	13,52,244	7,71,738
Vehicle repair & maintenance	7,02,438	8,76,648
Freight & cartage	80,38,130	65,80,033
Charity and donation	34,000	36,000
Unrealized debtors	2,14,108	42,289
Security	12,24,000	12,24,000
Miscellaneous	9,19,084	6,23,742
Auditors remuneration	4,05,000	4,05,000
Bank charges	5,07,128	7,04,784
Legal & professional	83,46,474	62,48,023
Packing & forwarding	15,65,229	15,49,794
Business promotion	14,85,594	2,73,079
<b>Total</b>	<b>5,73,67,422</b>	<b>5,03,73,918</b>

## Notes to the consolidated financial statements for the period ended 31 March 2020

All amounts are in ₹ unless otherwise stated

## 23. Earning per share

Particulars	31-03-2020	31-03-2019
Net profit attributable to the equity shareholders of the Company	31,973	43,37,016
Weighted average number of equity shares of ₹10/- each	72,23,460	72,23,460
Basic and diluted earning per share	0.01	0.60

## 24. Contingent liabilities and commitments

## 24.1 Contingent liabilities (not provided for)

Particulars	31-03-2020	31-03-2019
Income-tax matter in dispute	-	69,38,270
Any other contingent liability	-	-
<b>Total</b>	<b>-</b>	<b>69,38,270</b>

During the year under reporting, the Group has received a favourable order from the Hon'ble Income Tax Appellate Tribunal, which has reduced the contingent liabilities to nil.

## 24.2 Commitments

In view of current and expected foreseeable growth opportunities, the Board of Directors intends to retain the financial resources of the Group and therefore, finds it prudent not to propose any dividend for the year under reporting.

## 25. Lease

The Group has adopted Ind AS 116, effective annual reporting period beginning 01 April 2019 and applied the standard to its leases, retrospectively, with the cumulative effect of initially applying the Standard, recognised on the date of Initial application (01 April 2019).

Accordingly, the Group has not restated comparative information, instead, the cumulative effect of initially applying this standard has been recognised as an adjustment to the opening balance of retained earnings as on 01 April 2019. The Group has adopted Ind AS 116 using the cumulative effect method for transitioning.

On transition, the adoption of the new standard resulted in recognition of 'Right of Use' building asset of ₹ 17,92,800/- and a pertaining lease liability of ₹17,92,800/-. The cumulative effect on transition in retained earnings net off taxes is nil.

## 26. Gratuity

The Group has a defined benefit gratuity plan with Life Insurance Corporation of India (LIC) in the form of a qualifying insurance policy. Eligible employees are entitled for gratuity in accordance with the provisions of the Payment of Gratuity Act, 1972, including any statutory modifications or re-enactment thereof. The fund has formed a trust and it is governed by Board of Trustee.

The fund is subject to risks such as asset volatility, changes in bond yields and asset liability mismatch. In managing the plan assets, the Board of Trustee reviews and manages the risks associated with the funded plan and aim to keep annual contributions relatively stable at a level such that no major plan deficits arises by following effective risk management policies.



**Notes to the consolidated financial statements for the period ended 31 March 2020**

All amounts are in ₹ unless otherwise stated

Particulars	31-03-2020	31-03-2019
<b>26.1 Net employee benefit expenses (recognized in profit and loss account)</b>		
Current service cost	4,79,285	3,94,233
Net interest expenses/ (income)	1,65,513	1,69,283
Amount recognized in profit and loss account	6,44,798	5,63,516
Remeasurement of the net employee defined benefit plans		
Net actuarial gain/ (loss) on obligation	(1,64,230)	(19,08,688)
Net actuarial gain/ (loss) on plan assets	(15,661)	(46,450)
Amount recognized in Other Comprehensive Income	(1,79,891)	(19,55,138)
<b>Total</b>	<b>8,24,689</b>	<b>25,18,653</b>
<b>26.2 Changes in present value of defined benefit obligation</b>		
Opening defined benefit obligation	89,90,630	71,88,240
Interest cost	7,15,609	6,44,730
Current service cost	4,79,285	3,94,233
Benefits paid	-	(11,45,261)
Net actuarial (gain)/ loss on obligation	1,64,230	19,08,688
<b>Closing defined benefit obligation</b>	<b>1,03,49,754</b>	<b>89,90,630</b>
<b>26.3 Changes in fair value of plan assets</b>		
Opening fair value of plan assets	73,98,738	64,03,345
Interest return	5,50,096	4,75,448
Contribution by employer	4,93,699	17,11,656
Benefits paid	-	(11,45,261)
Net actuarial gain/ (loss)	(15,661)	(46,450)
<b>Closing fair value of plan assets</b>	<b>84,26,872</b>	<b>73,98,738</b>
<b>26.4 Plan assets/ (liability) recognized in the balance sheet</b>		
Present value of defined benefit obligation	1,03,49,754	89,90,630
Less: Fair value of plan assets	84,26,872	73,98,738
<b>Funded status [Deficit/ (Surplus)]</b>	<b>19,22,882</b>	<b>15,91,892</b>
<b>26.5 Constitution of the fair value of total plan assets</b>		
Investments with insurer (LIC of India)	100%	100%
<b>26.6 Principal actuarial assumptions</b>		
Discount rate	7.50%	7.50%
Salary escalation	6.00%	6.00%
Expected rate of return on plan assets	7.51%	7.51%
Mortality Rate	LIC (2006-08) Ultimate	LIC (2006-08) Ultimate
Employee turnover	1% to 3%	1% to 3%

## Notes to the consolidated financial statements for the period ended 31 March 2020

All amounts are in ₹ unless otherwise stated

## 26.7 Sensitivity analysis

### Impact on defined benefit obligation

Assumption	31-03-2020	31-03-2019
<b>Discount rate</b>		
1.00% increase	(5,40,954)	(4,69,916)
1.00% decrease	6,05,177	5,25,705
<b>Future salary increase</b>		
1.00% increase	5,52,069	4,79,572
1.00% decrease	(5,02,667)	(4,36,657)
<b>Attrition Rate</b>		
1.00% increase	(13,586)	(11,802)
1.00% decrease	16,056	13,947

The sensitivity analysis presented above may not be representative of the actual change in the defined benefit obligation as it is unlikely that the change in assumptions would occur in isolation of one another as some of the assumptions may be correlated.

Furthermore, in presenting the above sensitivity analysis, the present value of the defined benefit obligation has been calculated using "Projected Unit Credit" method at the end of the reporting period which is the same as that applied in calculating the defined benefit obligation liability recognised in Balance Sheet.

There were no change in the methods and assumptions used in preparing the sensitivity analysis from prior years.

Following are the expected cash flows to the defined benefit plan in future years:

Particulars	31-03-2020	31-03-2019
With in next 12 months	20,99,934	20,09,779
Between 1-5 years	11,59,366	11,57,861
Between 5-10 years	8,86,616	8,36,430

## 27. Financial instruments

### Capital management

The capital structure of the Group consists of equity share capital only with no reported debt (neither secured nor unsecured). The Group is not subject to any externally imposed capital requirements.

### Categories of financial instruments

Particulars	31-03-2020	31-03-2019
<b>Financial assets</b>		
<b>Measured at amortised cost</b>		
Cash and cash equivalents	3,89,23,015	6,52,95,272
Other bank balances	3,46,36,807	1,84,85,602
Loans	4,07,000	4,07,000
Trade Receivables	7,75,38,847	8,96,95,501
Other financial assets	13,31,232	7,29,662
<b>Measured at fair value through other comprehensive income (FVOCI)</b>		
Current Investments	2,34,75,411	-
<b>Financial liabilities</b>		
<b>Measured at amortised cost</b>		
Trade payables	1,87,08,674	1,48,59,036
Other current financial liabilities at amortised cost	37,76,465	41,25,018
Borrowings	-	-

## Notes to the consolidated financial statements for the period ended 31 March 2020

All amounts are in ₹ unless otherwise stated

### Fair value hierarchy

The following table provides the fair value measurement hierarchy of the Group's financial assets that are measured at fair value or where fair value disclosure is required as at 31-03-2020:

Particulars	Total	Fair value measurement using		
		Level -1	Level -2	Level -3
FVOCI investments in equity instruments	2,34,75,411	2,34,75,411	-	-

There have been no transfers among Level 1, Level 2 and Level 3 during the year.

There are no reported financial assets and financial liabilities that are measured at fair value or where fair value disclosure is required as at 31-03-2019.

## 28. Financial risk management

Risk is inherent in the Group's activities but it is managed through a process of ongoing identification, measurement and monitoring, subject to risk limits and other controls.

The financial liabilities of the Group comprise trade and other payables to finance the operations of the Group. The financial assets of the Group include loans, trade and other receivables, cash and cash equivalents that directly derive from the operations. The Group has not entered into any derivative transactions.

The Company's Board of Directors is ultimately responsible for the overall risk management approach and for providing the risk strategies and principles.

The Group is exposed to market risk, credit risk and liquidity risk.

### Market risk

The Group's activities expose it primarily to the financial risk of changes in foreign currency exchange rates.

Though the Group has not entered in any forward foreign exchange contract, however; the market risk is managed on the basis of continuous appraisal of market conditions and management's estimate of long and short-term and changes in fair value.

### Foreign currency risk management

The Group is mainly exposed to the currencies : USD, JPY and Euro currency.

The Group undertakes transactions denominated in foreign currencies; consequently, exposures to exchange rate fluctuations arise. Exchange rate exposures are managed in accordance with the market conditions and management's estimates.

The Group has not entered in any forward foreign exchange derivative contracts during the reporting periods.

### Equity risk

There is no material equity risk relating to the Group's equity investments . The Group's equity investments majorly comprises of strategic investments rather than trading purposes.

### Interest risk

There is no material interest risk relating to the Group's financial liabilities.

### Credit risk management

Credit risk refers to the risk that a counter party will default on its contractual obligation resulting in financial loss to the Group. The Group uses its own trading records to evaluate the credit worthiness of its customers. The Group's exposures are continuously monitored and the aggregate value of transactions concluded, are spread amongst approved counter parties.

## Notes to the consolidated financial statements for the period ended 31 March 2020

All amounts are in ₹ unless otherwise stated

**Liquidity risk management**

The ultimate responsibility for liquidity risk management rests with the Board of Directors, which has established an appropriate liquidity risk management framework for the management of the Group's short-term, medium-term and long-term funding and liquidity management requirements. The Group manages liquidity risk by maintaining adequate reserves by continuously monitoring forecast and actual cash flows, and by matching the maturity profiles of financial assets and liabilities.

All current financial liabilities are repayable within one year.

**Liquidity risk table**

The following table detail the Group's remaining contractual maturity for its non-derivative financial liabilities with agreed repayment periods. The tables have been drawn up based on the undiscounted cash flows of financial liabilities based on the earliest date on which the Group can be required to pay.

Particulars	< 1 year	1 to 3 years	> 3 years
<b>As at 31-03-2020</b>			
Financial liabilities at amortised cost	2,24,85,139	-	-
Borrowings	-	-	-
<b>As at 31-03-2019</b>			
Financial liabilities at amortised cost	1,89,84,054	-	-
Borrowings	-	-	-

**29. Related party transactions**

Details of transactions between the Group and other related party are disclosed below.

**29.1 Subsidiaries considered in the consolidated financial statements:**

Name	Country	31-03-2020	31-03-2019
<b>Direct</b>			
Valiant Communications (UK) Limited	U.K.	100.00%	100.00%
Valiant Infrastructure Limited	India	88.94%	88.94%
<b>Indirect</b>			
Valcomm Technologies Inc.	U.S.A.	100.00%	100.00%

**29.2 Key Management Personnel**

Mr. Inder Mohan Sood (Chairman and Managing Director)	Mr. Sumit Mehta (Independent Director)
Mr. Davinder Mohan Sood (Executive Director -Finance)	Ms. Neepa Chatterjee (Independent Director)
Mr. Gaurav Kaura (Independent Director)	Mr. Manish Kumar (Company Secretary)
Mr. Avinash Verma (Independent Director)	

During the year under reporting the Company has paid total remuneration of ₹ 1,07,28,226/- (previous year: ₹ 1,09,99,005/-) to above Key Management Personnel.

**30. Auditor's remuneration**

Particulars	31-03-2020	31-03-2019
Statutory audit fee	1,80,000	1,80,000
Certification charges	1,00,000	1,00,000
Tax audit	1,25,000	1,25,000
Taxes	-	-
<b>Total</b>	<b>4,05,000</b>	<b>4,05,000</b>

## Notes to the consolidated financial statements for the period ended 31 March 2020

All amounts are in ₹ unless otherwise stated

### 31. Segmentwise revenue & results

Particulars	31-03-2020	31-03-2019
<b>Revenue by geographical segment</b>		
India	10,21,82,252	11,86,48,730
USA	4,52,74,401	2,94,40,772
Europe	1,58,54,424	2,18,51,488
Rest of the world	3,35,03,406	2,14,51,386
<b>Total</b>	<b>19,68,14,483</b>	<b>19,13,92,376</b>
Less: Inter segment revenue	-	-
<b>Net sales/ revenue from operation</b>	<b>19,68,14,483</b>	<b>19,13,92,376</b>
<b>Profit/(loss) before tax and interest by geographical segment</b>		
India	5,54,12,562	6,66,78,108
USA	2,45,51,921	1,65,45,099
Europe	85,97,719	1,22,80,080
Rest of the world	1,81,68,610	1,20,55,230
<b>Total</b>	<b>10,67,30,812</b>	<b>10,75,58,517</b>
Less: Interest	1,79,280	-
Less: Other unallocable expenditure net of other unallocable income	10,73,57,097	10,17,42,267
<b>Profit before tax</b>	<b>(8,05,565)</b>	<b>58,16,250</b>

The Group manufactures "Communication Equipment" primarily for power utilities / other utilities and engaged in its allied services, which is the only business segment of the Group. The Group manufacturing unit is located at New Delhi. The above segment-wise revenue and results are being identified on the basis of geographical markets. The fixed assets used in the Group's business cannot be specifically identified with any geographical segment. The management believes that it is currently not practicable to provide segment disclosures relating to total assets and liabilities since a segregation of capital employed on segment basis, is not possible.

### 32. Trade payable includes amount payable to Micro, Small and Medium Enterprises as follows

Particulars	31-03-2020	31-03-2019
i) Principal amount remaining unpaid to any supplier as at the end of the accounting year*	-	35,60,330
ii) Interest due thereon remaining unpaid to any supplier as at the end of the accounting year	-	-
iii) The amount of interest paid by the buyer in terms of section 16 of the Micro, Small and Medium Enterprises Development Act, 2006, (MSMED Act) along with the amount of payment made to the supplier beyond the appointed day during each accounting year	-	-
iv) The amount of interest due and payable for the period of delay in making payment (which has been paid but beyond the appointed day during the year) but without adding the interest specified under the MSMED Act	-	-
v) The amount of interest accrued and remaining unpaid at the end of each accounting year	-	-
vi) The amount of further interest remaining due and payable even in the succeeding years, until such date when the interest dues above are actually paid to the small enterprises, for the purpose of disallowance of a deductible expenditure under section 23 of the Micro, Small and Medium Enterprises Development Act, 2006.	-	-

\*Out of above amount overdue is ₹ Nil (Previous year: ₹ Nil)

Notes to the consolidated financial statements for the period ended 31 March 2020

All amounts are in ₹ unless otherwise stated

Dues to Micro and Small Enterprises have been determined to the extent such parties have been identified on the basis of information collected by the Management.

33. Additional information related to the subsidiaries considered in the preparation of consolidated financial statements.

a) As at 31-03-2020

Name of entity	Net Assets i.e. total assets minus total liabilities		Share in profit or loss (PAT)		Share in other comprehensive income		Share in total comprehensive income	
	As a % of consolidated net assets	Amount	As a % of consolidated profit or loss	Amount	As a % of consolidated other comprehensive income	Amount	As a % of consolidated total comprehensive income	Amount
<b>Parent company</b>								
Valiant Communications Ltd.	95.22	30,23,76,889	(6,204.83)	(19,83,892)	(173.32)	(16,45,039)	(369.88)	(36,28,931)
<b>Indian subsidiary</b>								
Valiant Infrastructure Ltd.	1.11	35,38,432	(0.90)	(287)	-	-	(0.03)	(287)
<b>Foreign subsidiaries</b>								
Valiant Communications (UK) Ltd.	7.78	2,46,99,578	278.83	89,152	69.11	6,56,033	75.95	7,45,185
Valcomm Technologies Inc.	6.42	2,03,88,418	6,026.80	19,26,968	204.20	19,38,137	393.95	38,65,105
Non-controlling interest in all subsidiaries	(0.13)	(4,20,247)	0.10	32	-	-	0.00	32
Consolidation adjustments as per Ind AS	(10.40)	(3,30,36,473)	-	-	-	-	-	-
<b>Total</b>	<b>100.00</b>	<b>31,75,46,597</b>	<b>100.00</b>	<b>31,973</b>	<b>100.00</b>	<b>9,49,131</b>	<b>100.00</b>	<b>9,81,104</b>

b) As at 31-03-2019

Name of entity	Net Assets i.e. total assets minus total liabilities		Share in profit or loss (PAT)		Share in other comprehensive income		Share in total comprehensive income	
	As a % of consolidated net assets	Amount	As a % of consolidated profit or loss	Amount	As a % of consolidated other comprehensive income	Amount	As a % of consolidated total comprehensive income	Amount
<b>Parent company</b>								
Valiant Communications Ltd.	96.66	30,60,05,820	66.75	28,94,919	98.12	(14,46,802)	50.59	14,48,117
<b>Indian subsidiary</b>								
Valiant Infrastructure Ltd.	1.12	35,38,718	2.18	94,626	-	-	3.31	94,626
<b>Foreign subsidiaries</b>								
Valiant Communications (UK) Ltd.	7.57	2,39,54,516	14.22	6,16,845	35.59	(5,24,881)	3.21	91,964
Valcomm Technologies Inc.	3.72	1,17,81,106	17.15	7,43,583	(33.71)	4,97,111	43.34	12,40,694
Non-controlling interest in all subsidiaries	(0.13)	(4,20,279)	(0.30)	(12,957)	-	-	(0.45)	(12,957)
Consolidation adjustments as per Ind AS	(8.94)	(2,82,94,357)	-	-	-	-	-	-
<b>Total</b>	<b>100.00</b>	<b>31,65,65,524</b>	<b>100.00</b>	<b>43,37,016</b>	<b>100.00</b>	<b>(14,74,572)</b>	<b>100.00</b>	<b>28,62,444</b>

34. The comparative figures for the previous year have been rearranged wherever required to conform to the revised presentation of accounts.

35. Notes to financial statements form an integral part of consolidated financial statements.

As per our report of even date  
For and on behalf of  
Pawan Nanak Bansal & Co.  
Chartered Accountants  
Firm Registration No.: 008953C

For and on behalf of the Board

Inder Mohan Sood  
Managing Director & CEO  
DIN: 00001758

Davinder Mohan Sood  
Executive Director & CFO  
DIN: 00001756

Manish Kumar  
Company Secretary  
Membership No.: A16483

Alok Jain  
- Partner  
Membership No.: 510960

New Delhi, 12 June 2020



VALIANT COMMUNICATIONS LIMITED  
REGD. OFFICE: 71/1, SHIVAJI MARG,  
NEW DELHI – 110 015.  
CIN: L74899DL1993PLC056652  
Email id: investors@valiantcom.com  
Website: www.valiantcom.com  
Telephone no: 011-25928415



## NOTICE

Notice is hereby given that 27<sup>th</sup> Annual General Meeting of the Valiant Communications Limited will be held on Wednesday, 30 September 2020, at 9:30 a.m. (IST) through Video Conferencing (VC)/Other Audio-Visual Means (OAVM). The venue of the meeting shall be deemed to be the Registered Office of the Company. The following business will be transacted at the meeting:-

## ORDINARY BUSINESS

1. To receive, consider and adopt
  - a) the Audited Standalone Financial Statements for the financial year ended 31 March 2020 together with the Reports of the Board of Directors and Auditors thereon; and
  - b) the Audited Consolidated Financial Statements for the financial year ended 31 March 2020 together with the Report of the Auditors thereon.
2. To appoint a Director in place of Mr. Davinder Mohan Sood (DIN No. 00001756) who retires by rotation and being eligible, offers himself for re-appointment.

By order of the Board of Directors  
For Valiant Communications Ltd.

Manish Kumar  
Company Secretary  
Membership No.: A16483

Date: 12 June 2020  
Regd. Office: 71/1, Shivaji Marg,  
New Delhi - 110015

## NOTES:

1. In view of the global COVID-19 pandemic, the Ministry of Corporate Affairs (MCA) has vide General Circular No. 20/2020 dated 05 May 2020 read with General Circular Nos. 14/2020 dated 08 April 2020 and 17/2020 dated 13 April 2020 and Circular number SEBI/HO/CFD/CMD1/CIR/P/2020/79 dated 12 May 2020, issued by the Securities and Exchange Board of India (SEBI) (collectively referred to as Circulars), has allowed companies to conduct the Annual General Meeting (AGM) through Video Conferencing (VC) or Other Audio Visual Means (OAVM) without the physical presence of the Members at a common venue. In compliance with the Circulars, the AGM of the Company is being held through VC/OAVM.

2. As the AGM shall be conducted through VC/ OAVM, the facility for appointment of Proxy by the Members is not available and hence, Proxy Form, Attendance Slip and Route Map are not annexed to this Notice.
3. Members attending the AGM through VC/OAVM shall be reckoned for the purpose of quorum for the AGM as per Section 103 of the Companies Act, 2013 (Act).
4. Members under the category of Institutional Investors are encouraged to attend and vote at the AGM through VC/OAVM. Corporate members intending to authorize their representatives to participate and vote at the meeting are requested to mail to investors@valiantcom.com, a scanned copy (PDF/JPEG format) of the Board Resolution authorising their representatives to attend and vote at the AGM, pursuant to Section 113 of the Act.
5. The members are requested to:
  - (i) Notify change in their address, if any to the Company;
  - (ii) Send their queries, if any, at least 7 days in advance of the meeting so that necessary information can be made available at the meeting.
6. The Register of Members and Share Transfer Books of the Company will be closed from Thursday, 24 September 2020 to Wednesday, September 30 2020 (both days inclusive).
7. Pursuant to the provisions of Section 124 of Companies Act, 2013, the amounts of dividend remaining unclaimed for a period of seven years have been transferred to the Investors Education and Protection Fund (IEPF). Members are also requested to note that, pursuant to the provisions of Section 124 of the Act and the IEPF Rules, the Company has transferred all shares on which dividend had not been paid or claimed for seven consecutive years or more to an IEPF Demat Account. Members/ claimants whose shares, unclaimed dividend, sale proceeds of fractional shares etc. have been transferred to the IEPF Demat Account or the Fund, as the case may be, may claim the shares or apply for refund by making an application to the IEPF Authority in Form IEPF- 5.



8. Pursuant to General Circular No. 20/2020 dated 05 May 2020 issued by the MCA read with SEBI Circular No. SEBI/HO/CFD/CMD1/CIR/P/2020/79 dated 12 May 2020, Notice of the AGM and Annual Report for the year ended 31 March 2020 are being sent electronically to those Members whose email addresses are registered with the DP/RTA. Notice of the AGM and the Annual Report for the year ended 31 March 2020, circulated to Members is also available on the website of the Company [www.valiantcom.com](http://www.valiantcom.com) and on the website of BSE Limited i.e. [www.bseindia.com](http://www.bseindia.com).
9. To support the green initiative of the Government, members are requested to register their email addresses, in respect of electronic holdings with the Depository through their concerned Depository Participants. Members who hold shares in physical form are requested to register their email addresses with the Share Registrar of the Company i.e. Link Intime India Pvt. Ltd. (LIPL), Noble Heights, 1<sup>st</sup> floor, Plot No NH-2, C-1 Block, LSC, Near Savitri Market, Janakpuri, New Delhi - 110058.
10. The Securities and Exchange Board of India ('SEBI') has mandated the submission of Permanent Account Number ('PAN') by every participant in the securities market. Members holding shares in electronic form are requested to submit their PAN details to their respective Depository Participants. Members holding shares in physical form are requested to submit their PAN details to the Company or LIPL.
11. Register of Directors and Key Managerial Personnel and their shareholdings and Register of Contracts or Arrangements in which Directors are interested, maintained under Sections 170 and 189 of the Act, respectively, will be available electronically for inspection by the Members. All documents referred to in the Notice will also be available for electronic inspection by the Members without payment of any fee from the date of circulation of this Notice up to the date of AGM. Members seeking to inspect such documents are requested to send an email to [agm@valiantcom.net](mailto:agm@valiantcom.net). Inspection shall be provided at a mutually convenient time.
12. Members holding shares in physical form are requested to advise any change of address immediately to the Company's Registrar and Share Transfer Agent. Members holding shares in electronic form must send the advice about change in address to their respective Depository Participant only and not to the Company or the Company's Registrar and Share Transfer Agent.
13. Members holding shares in physical form are requested to consider converting their share certificates into dematerialized form to eliminate risks associated with physical shares and for ease in portfolio management. Members can contact the Company's Registrar and Share Transfer Agent for any assistance in this regard.
14. Details of Directors seeking appointment/re-appointment at the Annual General Meeting (Pursuant to Regulation 36(3) of the Listing Regulations)

Mr. Davinder Mohan Sood is one of Promoters of the Company. He is an Honors Graduate in English from Delhi University and also accredited with Advanced Security Analysis from The New York Institute of Finance, USA. He has varied experience in senior management and operations of the Company. He is associated with the Company right from its inception. Apart from the Company, he holds the office of Director in (a) Valiant Infrastructure Ltd. (b) Gem Financiers & Distributors (P) Ltd. (c) Great Films (P) Ltd. (d) Valcomm Technologies Inc. He does not hold any kind of directorship and/or membership of the committees of Board in any other listed entity. Mr. Inder Mohan Sood, Managing Director and Mr. Davinder Mohan Sood, Whole-time Director, are brothers. As on 31 March 2020, he holds 11,73,258 (16.24%) equity shares of the Company.

By Order of the Board of Directors  
For Valiant Communications Ltd.

Date: 12 June 2020  
Regd. Office: 71/1, Shivaji Marg,  
New Delhi - 110015

Manish Kumar  
Company Secretary  
Membership No.: A16483

## Remote e-Voting Instructions

1. Open the internet browser and launch the URL: <https://instavote.linkintime.co.in>

**Those who are first time users of LIPL e-voting platform or holding shares in physical mode have to mandatorily generate their own Password, as under:**

- Click on “**Sign Up**” under '**SHARE HOLDER**' tab and register with your following details: -
- A. User ID:** Enter your User ID
    - Shareholders/ members holding shares in **CDSL demat account shall provide 16 Digit Beneficiary ID.**
    - Shareholders/ members holding shares in **NSDL demat account shall provide 8 Character DP ID followed by 8 Digit Client ID.**
    - Shareholders/ members holding shares in **physical form shall provide Event No + Folio Number** registered with the Company.
  - B. PAN:** Enter your 10-digit Permanent Account Number (PAN) (Members who have not updated their PAN with the Depository Participant (DP)/ Company shall use the sequence number provided to you, if applicable.
  - C. DOB/DOI:** Enter the Date of Birth (DOB) / Date of Incorporation (DOI) (As recorded with your DP / Company - in DD/MM/YYYY format).
  - D. Bank Account Number:** Enter your Bank Account Number (last four digits), as recorded with your DP/Company.
    - Shareholders/ members holding shares in **CDSL demat account shall provide either 'C' or 'D', above.**
    - Shareholders/ members holding shares in **NSDL demat account shall provide 'D', above.**
    - Shareholders/ members holding shares in **physical form** but have not recorded 'C' and 'D', shall provide their Folio number in 'D' above.
    - Set the password of your choice (The password should contain minimum 8 characters, at least one special Character (@!#\$%&\*), at least one numeral, at least one alphabet and at least one capital letter).
    - Click “confirm” (Your password is now generated).

**Note:** If Shareholders/ members are holding shares in demat form and have registered on to e-Voting system of LIPL: <https://instavote.linkintime.co.in>, and/or voted on an earlier event of any company then they can use their existing password to login.

2. Click on 'Login' under '**SHARE HOLDER**' tab.
3. Enter your User ID, Password and Image Verification (CAPTCHA) Code and click on '**Submit**'.
4. After successful login, you will be able to see the notification for e-voting. Select '**View**' icon.
5. E-voting page will appear.
6. Refer the Resolution description and cast your vote by selecting your desired option '**Favour / Against**' (If you wish to view the entire Resolution details, click on the '**View Resolution**' file link).
7. After selecting the desired option i.e. **Favour / Against**, click on '**Submit**'. A confirmation box will be displayed. If you wish to confirm your vote, click on '**Yes**', else to change your vote, click on 'No' and accordingly modify your vote.
8. Institutional shareholders (i.e. other than Individuals, HUF, NRI etc.) and Custodians are required to log on the e-voting system of LIPL at <https://instavote.linkintime.co.in> and register themselves as '**Custodian / Mutual Fund / Corporate Body**'. They are also required to upload a scanned certified true copy of the board resolution /authority letter/power of attorney etc. together with attested specimen signature of the duly authorised representative(s) in PDF format in the '**Custodian / Mutual Fund / Corporate Body**' login for the Scrutinizer to verify the same.

### **If you have forgotten the password:**

- Click on '**Login**' under '**SHARE HOLDER**' tab and further Click '**forgot password?**'
- Enter **User ID**, select **Mode** and Enter Image Verification (CAPTCHA) Code and Click on '**Submit**'.

- In case shareholders/ members is having valid email address, Password will be sent to his / her registered e-mail address.
- Shareholders/ members can set the password of his/her choice by providing the information about the particulars of the Security Question and Answer, PAN, DOB/DOI, Bank Account Number (last four digits) etc. as mentioned above.
- The password should contain minimum 8 characters, at least one special character (@!#\$%&\*), at least one numeral, at least one alphabet and at least one capital letter.
- It is strongly recommended not to share your password with any other person and take utmost care to keep your password confidential.

For shareholders/ members holding shares in physical form, the details can be used only for voting on the resolutions contained in the Notice.

During the voting period, shareholders/ members can login any number of time till they have voted on the resolution(s) for a particular “Event”.

Shareholders/ members holding multiple folios/demat account shall choose the voting process separately for each of the folios/demat account.

In case shareholders/ members have any queries regarding e-voting, they may refer the **Frequently Asked Questions ('FAQs')** and **InstaVote e-Voting manual** available at <https://instavote.linkintime.co.in>, under **Help** section or send an email to [enotices@linkintime.co.in](mailto:enotices@linkintime.co.in) or contact on: - Tel: 022 –4918 6000.

## GENERAL INSTRUCTIONS

1. The voting rights of members shall be in proportion to their shares of the paid-up equity share capital of the Company as on the cut-off date of Wednesday, 23 September 2020. The voting period begins on Saturday, 26 September 2020 (10.00 a.m. IST) and ends on Tuesday, 29 September 2020 (5.00 p.m. IST). During this period shareholders of the Company, holding shares either in physical form or in dematerialized form, as on the cut-off date (record date) of Wednesday, 23 September 2020, may cast their vote electronically. The remote e-voting module shall be disabled by LIPL for voting thereafter.
2. The facility for e-voting shall also be available at the AGM. Members who have already cast their vote by remote e-voting prior to the AGM may also attend the AGM but shall not be entitled to cast their vote at the AGM. Only those Members who attend the AGM and have not cast their votes through remote e-voting and are otherwise not barred from doing so will be allowed to vote through the e-voting facility available at the AGM.
3. Any person, who acquires shares of the Company and becomes its Member after the sending of Notice of the AGM and holds shares as on the cut-off date for voting i.e. Wednesday, 23 September 2020, may obtain the login ID and password by sending a request to [enotices@linkintime.co.in](mailto:enotices@linkintime.co.in). However, if he/she is already registered with LIPL for remote e-voting then he/she can use his/her existing User ID and password for casting the vote.
4. Mr. Mahesh Kr. Gupta, Mahesh Gupta & Co., Practicing Company Secretaries (FCS No. 2870 CP. No. 1999) has been appointed as the Scrutinizer to scrutinize the remote e-voting and ensure that the voting process at the AGM is conducted in a fair and transparent manner.
5. The Scrutinizer shall after the conclusion of voting at the AGM, unblock the votes cast through remote e-voting in the presence of at least two witnesses not in the employment of the Company and shall make, not later than forty eight hours of the conclusion of the AGM, a consolidated Scrutinizer's Report of the total votes cast in favour/against, if any, to the Chairperson or a person authorized in writing, who shall countersign the same and declare the result of the voting forthwith.
6. The Results declared along with the Report of the Scrutinizer shall be placed on the website of the Company [www.valiantcom.com](http://www.valiantcom.com) and on the LIPL website <https://instavote.linkintime.co.in> and shall also be forwarded to BSE Limited (BSE).

## PROCESS AND MANNER FOR ATTENDING THE 27<sup>TH</sup> AGM THROUGH INSTAMEET

For a smooth experience of AGM proceedings, shareholders who are registered for the event are requested to download and install the Webex application in advance on the device that you would be using to attend the meeting by clicking on the link <https://www.webex.com/downloads.html/>. Shareholders also have an option to click on the URL provided to attend the meeting. Please read the instructions carefully and participate in the meeting. For any support, shareholders may also call the RTA on the dedicated number provided in the instructions.

1. Open the internet browser and launch the URL for InstaMeet <<https://instameet.linkintime.co.in>> and register with your following details:-
  - a. Demat Account No. or Folio No.: Enter your 16-digit **Demat Account No.** or **Folio Number** registered with the Company.
  - b. **PAN:** Enter your 10-digit Permanent Account Number.
  - c. **Mobile No.:**
  - d. **Email ID:**
2. Click "Go to Meeting"
3. Members can log in and join 30 minutes prior to the schedule time of the AGM and window for joining the meeting shall be kept open till the expiry of 15 minutes after the scheduled time. The Company shall provide VC/OAVM facility to Members to attend the AGM. The said facility will be available for 1000 Members on first come first served basis. This will not include large Members (i.e. Members with 2% or more shareholding), promoters, institutional investors, directors, key managerial personnel, chairpersons of the audit committee, nomination & remuneration committee and stakeholders' relationship committee, auditors etc. who are allowed to attend the AGM without restriction on account of first come first served basis.

### Instructions for Shareholders/Members to Speak during the AGM through InstaMeet:

1. Shareholders who would like to speak during the meeting must register their request mentioning their name, demat account number/folio number, email id, mobile number at [agm@valiantcom.net](mailto:agm@valiantcom.net), at least 48 hours prior to the date of AGM.
2. Speakers will only be allowed to express their views/ask questions on first come first served basis during the meeting. The Company reserves the right to restrict the number of speakers depending on the availability of time for the AGM.
3. Shareholders who would like to ask questions, may send the same in advance mentioning their name, demat account number/folio number, email id, mobile number at [agm@valiantcom.net](mailto:agm@valiantcom.net), at least 48 hours prior to the date of AGM. The same will be replied by the Company suitably.
4. Shareholders will get confirmation on first come first served basis depending upon the provision made by the Company.
5. Shareholders will receive 'speaking serial number' once they mark attendance for the meeting. Shareholders are requested to speak only when Moderator of the meeting will announce the name and serial number for speaking.
6. Please remember 'speaking serial number' and start your conversation with panelist by switching on audio of your device.
7. Those shareholders who have registered themselves as a speaker will only be allowed to express their views/ask questions during the meeting.

### Instructions for Shareholders to Vote during the AGM through InstaMeet:

Once the electronic voting is activated by the Scrutinizer/Moderator during the meeting, shareholders who have not exercised their vote through the remote e-voting can cast the vote as under:-

1. On the shareholders VC page, click on the link for e-Voting 'Cast your vote'.
2. Enter Demat Account No./Folio No. and OTP (received on the registered mobile number/ registered Email ID) received during registration for InstaMeet and click on 'Submit'.
3. After successful login, you will see 'Resolution Description' and against the same the option '**Favour/Against**' for voting.
4. Cast your vote by selecting appropriate option i.e. '**Favour/Against**' as desired. Enter the number of shares (which represents no. of votes) as on the cut-off date under '**Favour/Against**'.
5. After selecting the appropriate option i.e. '**Favour/Against**' as desired and you have decided to vote, click on 'Save'. A confirmation box will be displayed. If you wish to confirm your vote, click on 'Confirm', else to change your vote, click on 'Back' and accordingly modify your vote.
6. Once you confirm your vote on the Resolution, you will not be allowed to modify or change your vote subsequently.

**Note:** Shareholders present at the AGM through InstaMeet facility and who have not casted their vote on the Resolutions through remote e-Voting and are otherwise not barred from doing so, shall be eligible to vote through e-Voting facility during the meeting but till the expiry of 15 minutes after the AGM is over. Shareholders who have voted through remote e-voting prior to the AGM will be eligible to attend/participate in the AGM through InstaMeet. However, they will not be eligible to vote again during the meeting.

Shareholders are encouraged to join the AGM through Tablets/Laptops connected through broadband for better experience. Shareholders are required to use Internet with a good speed (preferably 2 MBPS download stream) to avoid any disturbance during the currency of the AGM.

Please note that shareholders connecting from Mobile Devices or Tablets or through Laptops connecting via Mobile Hotspot may experience Audio/Visual loss due to fluctuation in their network. It is therefore recommended to use stable Wi-Fi or LAN connection to mitigate such kind of glitches.

In case shareholders have any queries regarding e-voting, they can address them to [instameet@linkintime.co.in](mailto:instameet@linkintime.co.in) or call on +91 (022) 4918 6175.



## **REGISTERED OFFICE**

**Valiant Communications Ltd.**

71/1, Shivaji Marg,  
New Delhi 110015, India

## **OVERSEAS OFFICES**

### **Valiant Communications (UK) Ltd.**

Central House Rear Office,  
124 High Street, Hampton Hill,  
Middlesex TW12 1NS, U.K.

### **Valcomm Technologies Inc.**

4000 Ponce de Leon Blvd.,  
Suite 470, Coral Gables,  
FL 33146, U.S.A.

## **International Distributors & Representative Offices**

### **U.S.A.**

Arizona  
Florida

### **Canada**

Ontario

### **Central & South America**

Argentina  
Brazil  
Chile  
Mexico  
Peru

### **Middle East**

Iraq  
Israel  
Jordan  
Kuwait  
Oman  
Qatar  
Saudi Arabia  
U.A.E.

### **Europe**

Bulgaria  
France  
Lithuania  
Netherlands  
Norway  
Portugal  
Romania  
Russia  
Serbia  
Spain  
Sweden  
Switzerland  
Turkey  
United Kingdom

### **Africa**

Algeria  
Egypt  
Nigeria  
South Africa

### **Asia**

Bangladesh  
Brunei  
Cambodia  
Hong Kong  
Indonesia  
Kyrgyzstan  
Malaysia  
Mongolia  
Myanmar  
Philippines  
Singapore  
South Korea  
Sri Lanka  
Thailand  
Vietnam

### **Australia**

Australia  
New Zealand

